



SAFER WITH FABER.

Master Catalogue 2026

A VISION OF GLOBAL REACH.

FABER has a lot in common with air ... both are present all over the world.

Air has always been our chosen material. Now the world is our home. So it's only natural we should want to improve them both. Installing a kitchen hood is an easy way to improve the air in your home, of course, but only thanks to Faber. After all, we invented the kitchen hood, and we are making them better every day to provide our customers with the ultimate performance, quality and comfort.

Aspiring to a better world through leadership. Everywhere, every day.

FRANKE FABER INDIA PRIVATE LIMITED. India's No. 1 Large Kitchen Appliances Company.

With Swiss (FRANKE) and Italian (FABER) parentage, FRANKE FABER India Pvt. Limited is a part of the 2.5 billion USD FRANKE Artemis Group. Completing 25 years with its India headquarters in Pune, Maharashtra. It is now India's number 1 Kitchen Appliances Company. A host of Kitchen Essentials such as Hoods/Chimney, Built-in Hobs, Hob-Cooktop Hybrids, Cooktops, Built-in ovens, Built-in MWOs, Cooking Ranges, Dishwashers, Induction Cooktops, Water Purifiers, Water Geysers and other small appliances are brought to you by the group, and FRANKE FABER India Private Limited is on its way to reinvent the luxury kitchen space in the country.

INVESTING IN THE WORLD

Always growing, to serve more people.

THINKING LONG TERM

All-round competence: automation, robotics, IT, total quality.

INNOVATING CONTINUOUSLY

Engineering research, advanced solutions, living benefits.

DESIGNING THE FUTURE

Ergonomics, design, functionality, comfort, style and wellbeing for the home.

HEADQUARTER

Fabriano (AN) -ITALIA

COMMERCIAL OFFICE

Hudson -U.S.A.

Chambly -FRANCIA

Istanbul -TURCHIA

Mosca -RUSSIA

Pune -INDIA

PRODUCTION PLANT

Sassoferrato -ITALIA

Manisa -TURCHIA

Villedieu-les-Poelles -FRANCIA Byske -SVEZIA

Kaluga -RUSSIA

Pune -INDIA

San Luis -ARGENTINA

San Luis Potosi -MESSICO



COLLECTION SERIES CHIMNEYS	1
ISLAND CHIMNEYS	3
STEAM DRIVE CHIMNEYS	4
GENi- S SERIES BLDC AUTOCLEAN	5
GEN- i SERIES BLDC AUTOCLEAN	6
IconX SERIES AUTOCLEAN	8
FULLY AUTOMATIC CHIMNEYS	9
4-IN-1 AEROSTATION AUTOCLEAN CHIMNEYS	11
SIXWAY AUTOCLEAN CHIMNEYS	13
AUTOCLEAN CHIMNEYS	14
3D CHIMNEYS	16
BAFFLE FILTER CHIMNEYS	17
INSPIRIA SERIES HOBTOPS	18
VERONA SERIES HOBTOPS	22
UTOPIA SERIES HOBTOPS	23
BELLA SERIES HOBTOPS	24
DELLA SERIES HOBTOPS	26
MAGICLIFT SERIES HOBTOPS	27
EXPERIA SERIES HOBTOPS	28
SUPERIA SERIES HOBTOPS	29
MAXUS SERIES HOBTOPS	30
COOKING RANGES	31
BUILT IN COMBO	32
BUILT IN OVENS	33
BUILT IN MICROWAVES	35
BUILT-IN INDUCTION HOBS	37
DISHWASHERS	38
WINE CHILLERS	41
REFRIGERATORS	42
MICROWAVE OVEN	43
COOKTOPS	44



EVO
DIFFUSER



REMOTE
CONTROL



INTENSIVE
SPEED



NAUTILUS



DOUBLE
ASPIRATION



PERIMETER
ASPIRATION



INTENSIVE
SPEED



NEW
REMOTE
CONTROL



LED LIGHT



ENERGY

(optional)

HOOD TALIKA

Suction 1000 m³/hr


Width 50 cm

Cassettes dishwasher safe

Spotlights 2 x 20 W

Electronic Control

3 Speed





EVO
DIFFUSER



REMOTE
CONTROL



INTENSIVE
SPEED



HOOD PAREO PLUS

Suction 1000 m³/hr


Width 50 cm

Cassettes dishwasher safe

Spotlights 4 x 20 W

Electronic Control

3 Speed





ISLAND CHIMNEYS



HOOD HERCULES ISOLA DTC BK

Description: HERCULES ISOLA DTC BK 60/90
 Finish: Black
 Controls: Touch Control (Dual)
 Lighting: 4 x Spot LED with 1.1W
 Filter: 3 Layer Baffle
 Suction: 1400 m³/hr
 Width (mm): 600/900
 Wattage: 250W



HOOD JANUS ISOLA

Description: JANUS ISOLA SS/BK 90
 Finish: Black / Stainless Steel
 Controls: Dual Touch Control (Front + Rear)
 Lighting: 4 x 1.1W Spot Lamp
 Filter: 3 Layer Baffle
 Suction: 1400 m³/hr
 Width (mm): 900
 Wattage: 250W



HOOD STILUX ISOLA

Description: STILUX ISOLA PLUS LTW 90/120
 Finish: Stainless Steel
 Controls: Touch
 Lighting: 4 x 1.1W Spot Lamp
 Filter: Triple Layer Baffle
 Suction: 1000 m³/hr
 Width (mm): 900/1200
 Wattage: 250W



HOOD FEEL ISOLA BK TC

Description: FEEL ISOLA BK TC 90
 Finish: Black
 Controls: Touch Control (Dual)
 Lighting: 4 x Spot LED with 1.1W
 Filter: 2 x Triple Layer Baffle
 Suction: 1000 m³/hr
 Width (mm): 900
 Wattage: 250W



HOOD BLOOM BLDC IN

Description: BLOOM BLDC FL SC BK IN 90
 Finish: Matte Black Glass Finish
 Controls: Dual Touch Control (Front + Rear) & Gesture with 9 Speed
 Features: Effective Airflow, Silent BLDC Motor for higher performance and silent operation
 Lighting: 1.5 x 4W LED
 Filter: Filterless
 Suction: 1800 m³/hr
 Width (mm): 900
 Wattage: 150W



COMFORT LIGHT



DELAY



TRENDY DESIGN



REMOTE



ENERGY SAVING

HOOD THUNDER STORM

FL SW SC BK 90



**BLDC Motor with
1800m³/hr Suction**



Twin Suction



Steam Cleaning



Double Stage
Oil Tray



Low Noise
52dB




Smoke Sensor
Automatic Speed



Open Kitchen

Built-in Cabinet

STEAM CLEAN FILTERLESS CHIMNEYS



HOOD BOLT MAX FL SW SC BLDC BK IN

Description: BOLT MAX FL SW SC BLDC BK IN 90
Finish: Glass
Function: Steam Clean
Controls: Touch & Gesture With Remote
Lighting: 2 x 1.5W LED Lamp
Filter: Filterless
Motor: BLDC
Suction: 1800 m³/hr
Width (mm): 900
Wattage: 280W
Ventilation Type: Duct / Ductless



HOOD THUNDERBOLT MAX BLDC FL SW SC IN

Description: THUNDERBOLT MAX BLDC FL SW SC IN 90
Finish: Glass
Function: Steam Clean
Controls: Touch & Gesture With Remote
Lighting: 2 x 1.5W LED Lamp
Filter: Filterless
Motor: BLDC
Suction: 1800 m³/hr
Width (mm): 900
Wattage: 280W
Ventilation Type: Duct / Ductless



HOOD THUNDER STORM BLDC

Description: THUNDER STORM FL SW SC BLDC BK 90
Finish: Black Glass
Function: Steam Clean
Controls: Gesture & Touch 3 Speed + 1 Turbo
Lighting: 1 x 4W LED Lamp
Filter: Filterless
Motor: BLDC
Suction: 1800 m³/hr
Width (mm): 900
Wattage: 150W
Ventilation Type: Duct / Ductless



EXPERIENCE ABSOLUTE POWER OF STEAM CLEANING



Faber presents the all new, all-powerful **Bolt Chimney** with never seen before **Steam Drive 360 Degree technology** that cleans the oil and other residues with just one touch.

**Get ready for more performance
with less maintenance.**

OTHER FEATURES



Filterless Technology
No cleaning hassles and
zero cost maintenance.

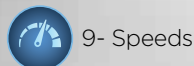



Powerful Motor
Enables higher suction
power, ensuring high
performance and efficiency.



GET FABER GET MORE

Introducing the GENI-S Range of kitchen chimney with efficient BLDC motor. It gives more power while consuming less electricity which means more savings for you. All the while it is equipped with LPG Sensor Control to avoid hazardous consequences like fire breakouts.



*Based on 3 hrs of usage approx & at max speed for a year.
*As compared to other Faber autoclean models.

30%*
MORE
SAVINGS.

20%*
MORE
PERFORMANCE.

10%*
MORE
QUIET.

GENI-S Series BLDC Auto Clean



HOOD AETHER BLDC IN

Description: AETHER BLDC FL HC BK IN 60/75/90
Finish: Matte Black
Functions: Heat Autoclean & LPG Sensor
Controls: Gesture & 9 Speed Touch With Remote
Lighting: 2 x 1.5W LED Lamp
Filter: Filterless
Motor: BLDC
Suction: 1600 m³/hr
Width (mm): 600/750/900
Wattage: 150W
Ventilation Type: Duct / Ductless



HOOD SIGMA BLDC IN

Description: SIGMA BLDC FL HC BK IN 60/75/90
Finish: Matte Black
Functions: Heat Autoclean & LPG Sensor
Controls: Gesture & 9 Speed Touch With Remote
Lighting: 1 x 1.5W LED Lamp
Filter: Filterless
Motor: BLDC
Suction: 1600 m³/hr
Width (mm): 600/750/900
Wattage: 150W
Ventilation Type: Duct / Ductless



HOOD ENIGMA BLDC IN

Description: ENIGMA BLDC FL HC BK IN 60/75/90
Finish: Matte Black
Functions: Heat Autoclean & LPG Sensor
Controls: Gesture & 9 Speed Touch With Remote
Lighting: 2 x 1.5W LED Lamp
Filter: Filterless
Motor: BLDC
Suction: 1600 m³/hr
Width (mm): 600/750/900
Wattage: 150W
Ventilation Type: Duct / Ductless



BLDC MOTOR

- More power, less energy – up to 30% savings on electricity.
- Efficient, long-lasting motor for unmatched performance.



LPG SENSOR

- Smart detection to prevent hazardous gas leaks.
- Peace of mind with advanced safety alerts.

GET FABER GET MORE

Introducing the GEN-*i* Range of kitchen chimney with efficient BLDC motor.


It gives more power while consuming less electricity which means more savings for you. All the while operating more quietly compared to conventional chimneys.



BLDC Motor



Flexi Wattage



9-Speeds



Soft Noise



Remote Control



Digital Display


*Based on 3 hrs of usage approx & at max speed for a year.
**As compared to other Faber autoclean models.

30%^{*}
MORE
SAVINGS.

20%^{*}
MORE
PERFORMANCE.

10%^{*}
MORE
QUIET.

GEN-*i* Series BLDC Auto Clean



HOOD COMET BLDC IN

Description: COMET BLDC FL HC SC BK IN 60/75/90
Finish: Matte Black
Function: Heat Autoclean
Controls: Gesture & 9 Speed Touch With Remote
Lighting: 2 x 1.5W LED Lamp
Filter: Filterless
Motor: BLDC
Suction: 1600 m³/hr
Width (mm): 600/750/900
Wattage: 150W
Ventilation Type: Duct / Ductless



HOOD DAZZLE BLDC IN

Description: DAZZLE BLDC HC SC FL BK IN 60/75/90
Finish: Matte Black
Function: Heat Autoclean
Controls: Gesture & 9 Speed Touch With Remote
Lighting: 1 x 1.5W LED Lamp
Filter: Filterless
Motor: BLDC
Suction: 1500 m³/hr
Width (mm): 600/750/900
Wattage: 150W
Ventilation Type: Duct / Ductless



HOOD MYSTIC BLDC IN

Description: MYSTIC BLDC HC SC FL BK IN 60/75/90
Finish: Matte Black
Function: Heat Autoclean
Controls: Gesture & 9 Speed Touch With Remote
Lighting: 2 x 1.5W LED Lamp
Filter: Filterless
Motor: BLDC
Suction: 1500 m³/hr
Width (mm): 600/750/900
Wattage: 150W
Ventilation Type: Duct / Ductless



HOOD APOLLO BLDC IN

Description: APOLLO FL HC BLDC BK IN 60/75/90
Finish: Matte Black
Function: Heat Autoclean
Controls: Gesture & 9 Speed Touch With Remote
Lighting: 2 x 1.5W LED Lamp
Filter: Filterless
Motor: BLDC
Suction: 1600 m³/hr
Width (mm): 600/750/900
Wattage: 150W
Ventilation Type: Duct / Ductless



HOOD GLORY BLDC IN

Description: GLORY BLDC FL SC HC BK IN-V 60/75/90
Finish: Black Glass
Function: Heat Autoclean
Controls: Gesture & 9 Speed Touch
Lighting: 2 x 1.5W LED Lamp
Filter: Filterless
Motor: BLDC
Suction: 1500 m³/hr
Width (mm): 600/750/900
Wattage: 150W
Ventilation Type: Duct / Ductless



HOOD SILENCIO BLDC IN

Description: SILENCIO BLDC HC SC FL BK IN 60/75/90 -T
Finish: Black
Function: Heat Autoclean
Controls: Gesture & 9 Speed Touch
Lighting: 2 x 1.5W LED Lamp
Filter: Filterless
Motor: BLDC
Suction: 1500 m³/hr
Width (mm): 600/750/900
Wattage: 150W
Ventilation Type: Duct / Ductless





HOOD LIBRA BLDC IN

Description: LIBRA BLDC HC SC FL BK IN 60/75/90
 Finish: Matte Black
 Function: Heat Autoclean
 Controls: Gesture + Touch
 Lighting: 1 x 1.5W LED Lamp
 Filter: Filterless
 Motor: BLDC
 Suction: 1500 m³/hr
 Width (mm): 600/750/900
 Wattage: 150W
 Ventilation Type: Duct / Ductless



HOOD CHARM BLDC IN

Description: CHARM BLDC HC SC FL BK IN 60/75/90
 Finish: Matte Black
 Functions: Heat Autoclean
 Controls: Gesture + Touch
 Lighting: 1 x 1.5W LED Lamp
 Filter: Filterless
 Motor: BLDC
 Suction: 1500 m³/hr
 Width (mm): 600/750/900
 Wattage: 150W
 Ventilation Type: Duct / Ductless



HOOD ZEAL BLDC IN

Description: ZEAL BLDC HC SC FL BK IN 60/75/90
 Finish: Matte Black
 Function: Heat Autoclean
 Controls: Gesture + Touch
 Lighting: 1 x 1.5W LED Lamp
 Filter: Filterless
 Motor: BLDC
 Suction: 1500 m³/hr
 Width (mm): 600/750/900
 Wattage: 150W
 Ventilation Type: Duct / Ductless



HOOD ALLURE 3D BLDC IN

Description: ALLURE 3D BLDC HC SC FL BK IN 60/75/90-V
 Finish: Black
 Function: Heat Autoclean
 Controls: Gesture + Touch
 Lighting: 1 x 1.5W LED Lamp
 Filter: Filterless
 Features: Effective Airflow & Autoclean Hood, Gesture Controlled Vertical BLDC Model
 Motor: BLDC
 Suction: 1500 m³/hr
 Width (mm): 600/750/900
 Wattage: 150W
 Ventilation Type: Duct / Ductless



HOOD MAJESTIC BLDC IN

Description: MAJESTIC BLDC TC FL SC HC BK IN 60/75/90 - T
 Finish: Black
 Functions: Heat Autoclean
 Controls: Gesture + Touch
 Lighting: 2 x 1.5W LED Lamp
 Filter: Filterless
 Features: Effective Airflow & Autoclean Hood, Gesture Controlled T-Shape BLDC Model
 Motor: BLDC
 Suction: 1500 m³/hr
 Width (mm): 600/750/900
 Wattage: 150W
 Ventilation Type: Duct / Ductless



HOOD ATLAS BLDC IN

Description: ATLAS BLDC TC FL SC HC BK IN 60/90
 Finish: Black
 Function: Heat Autoclean
 Controls: Gesture + Touch
 Lighting: 2 x 1.5W LED Lamp
 Filter: Filterless
 Feature: Effective Airflow & Autoclean Hood, Gesture Controlled T-Shape BLDC Model
 Motor: BLDC
 Suction: 1350 m³/hr
 Width (mm): 600/900
 Wattage: 150W
 Ventilation Type: Duct / Ductless



BLDC Motor



Flexi Wattage



9- Speeds



Soft Noise



Remote Control



Digital Display

BIG ON STYLE BIG ON PERFORMANCE

iconX Series



65%* **BIGGER** SUCTION AREA
50%* **BIGGER** IMPELLER
20%* **BIGGER** EXHAUST

Introducing the **iconX Range of kitchen chimneys**. It comes with a bigger suction area, a bigger impeller and a bigger exhaust, to deliver up to 1500m³/hr suction power to keep your kitchen fresh and smoke-free.



DIRECT FLOW DESIGN



EASY CLEANING



20% MORE SUCTION*

* As compared to other Faber autoclean models.

iconX Series Auto Clean



HOOD VIVID IN

Description: VIVID FL HC BK IN 90
Finish: Matte Black Finish
Function: Heat Autoclean
Controls: Gesture & 3 Speed Touch
Lighting: 2 x 1.5W LED
Filter: Filterless
Suction: 1800 m³/hr
Width (mm): 900
Ventilation Type: Duct / Ductless



HOOD COSMIC

Description: COSMIC FL HC BK 60/75/90
Finish: Matte Black Finish
Function: Heat Autoclean
Controls: Gesture & 3 Speed Touch
Lighting: 2 x 1.5W LED
Filter: Filterless
Suction: 1500 m³/hr
Width (mm): 600/750/900
Ventilation Type: Duct / Ductless



iconX Series



Stop guessing
the smell!
Go Odour Free.



PRESENTING, **FABER FULLY
AUTOMATIC CHIMNEYS
WITH ODOUR SENSOR.**



Odour
Sensor



Remote
Control



Auto Clean
Alarm



Soft
Lighting

#QuitSmokingInTheKitchen

FULLY-AUTOMATIC CHIMNEY RANGE



HOOD ZENITH IN

Description: ZENITH IN HC SC FL BK 60/75/90
Filter type: Filterless
Finish: Black Tempered Glass
Controls: Remote, Touch & Gesture
Features: Fully Automatic Odour Sensor
with Automatic Alarm / Softlight
LED: 2 x 1.5W
Suction: 1400 m³/hr
Width (mm): 600/750/900
Wattage: 180W
Ventilation Type: Duct / Ductless



HOOD CYGNUS FL

Description: CYGNUS IN 3D HC SC FL BK 60/75/90
Filter type: Filterless
Finish: Black Tempered Glass
Controls: Remote, Touch & Gesture
Features: Fully Automatic Odour Sensor
with Automatic Alarm / Softlight
LED: 2 x 1.5W
Suction: 1400 m³/hr
Width (mm): 600/750/900
Wattage: 180W
Ventilation Type: Duct / Ductless



HOOD COSMOS

Description: COSMOS 3D HC SC BK BF 60/90
Filter type: Baffle
Finish: Black Tempered Glass
Controls: Remote, Touch & Gesture
Features: Fully Automatic Odour Sensor
with Automatic Alarm / Softlight
LED: 1.5W
Suction: 1400 m³/hr
Width (mm): 600/900
Wattage: 180W
Ventilation Type: Duct / Ductless



HOOD ELLORA FL/BF

Description: ELLORA 3D IN HC SC FL BK 60/90
ELLORA 3D IN HC SC BF BK 60/75/90
Filter type: Filterless
Finish: Black Tempered Glass
Controls: Remote, Touch & Gesture
Features: Fully Automatic Odour Sensor with Automatic Alarm / Softlight
LED: 2 x 1.5W
Suction: 1400 m³/hr
Width (mm): 600/750/900
Wattage: 180W
Ventilation Type: Duct / Ductless



HOOD STELLA FL IN

Description: STELLA 3D IN HC SC FL BK 60/75/90
Filter type: Filterless
Finish: Black Tempered Glass
Controls: Remote, Touch & Gesture
Features: Fully Automatic Odour Sensor
with Automatic Alarm / Softlight
LED: 1.5W
Suction: 1400 m³/hr
Width (mm): 600/750/900
Wattage: 180W
Ventilation Type: Duct / Ductless



KEY FEATURES OF FULLY AUTOMATIC CHIMNEY:



AUTO CLEAN ALARM

This intelligent feature allows chimney to notify customer to turn on Heatclean/Autoclean Cycle after periodic interval of 30hrs of chimney working (*Interval defined suitable for average cooking style) through 5 beeps, post that Heat autoclean cycle will start blinking until customer activates the autoclean cycle or clears the alarm.



SOFT LIGHT

This feature will allow customer to adjust the light intensity with single or double touch on lamp. Intensity will cycle through Off -> Full -> Half,



ODOUR SENSOR

This is one of the most advance and smart feature which will automatically increase and decrease the speed of Chimney depending upon odour intensity. The feature is optional and can be activated by long press of Power button.



REMOTE CONTROL

Chimney can be smartly operated with the help of IR Remote control.





PRESENTING

HOOD

AIR PURIFIER

COOLING FAN

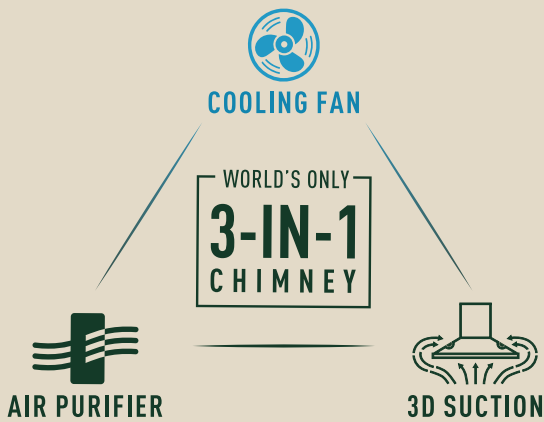
AUTO CLEAN

**NEXT GEN
4-IN-1
AEROSTATION**

**NOW QUIT SMOKING, STOP SWEATING
& BREATHE PURE IN THE KITCHEN.**



Faber launches World's only Aerostation chimney with 3D Technology



With growing air pollution & increases in the risk of health hazards, it is important to use something which keeps you and your loved ones healthy & your kitchen pollution free.

This hood comes in exciting new finishes including Alligator Black, Antique Silver & Antique Copper and also has 3 stage air purification system.

Faber introduces the world's only Aerosation Chimney with 3D Technology which offers the functionality of 3 appliances in 1. This appliance combines the functionality of a 3D chimney, a fan and an air purifier.



HOOD AEROSTATION ELITE

Description: AEROSTATION ELITE FL HC TC BK 75/90
 Filter: Filterless
 Finish: Glass
 Function: Heat Auto Clean
 Controls: Touch & Gesture
 Feature: Fully Automatic Odour Sensor
 LED: 2 x 1.1W
 Suction: 1325 m³/hr
 Wattage: 204W
 Ventilation Type: Duct / Ductless



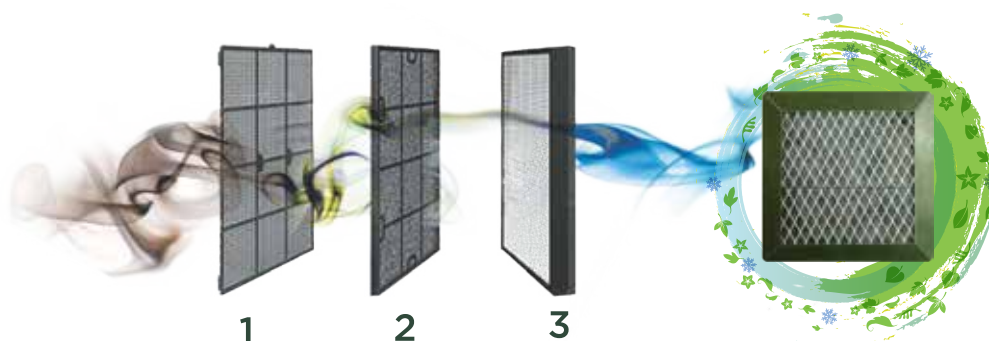
HOOD STAR PRO

Description: 3N1 AEROSTATION STAR PRO 3D TC AB 60/90
 Finish: Alligator Black
 Speed: 3 + Intensive
 Controls: Touch With Backlit
 Lighting: 2 x 1.1W LED Lamp
 Filter: Triple Layer Baffle
 Suction: 1095 m³/hr
 Width (mm): 600/900
 Wattage: 250W
 Ventilation Type: Duct / Ductless

FAN: Controls: Premium Backlit Soft Touch Panel, Motor: 4 Speed
PURIFIER: Nylon Filter: Remove particles such as dust and dirt from the air.
 Carbon Filter: Traps Odour, Gases and Neutralise them. HEPA 1.0 PM Filter:



3-in-1 AeroStation AIR PURIFIER FILTER



- 1. NYLON FILTER:**
Remove particles, such as dust and dirt, from the air.
- 2. CARBON FILTER:**
Carbon filter to trap the Odors, Gases and neutralizes them.
- 3. HEPA FILTER:**
1 Micron filter HEPA traps harmful particles such as Dust, Smoke, Pollen, etc., and gives efficiency upto 95%



The Worlds 1st 6-Way Suction Chimney Range. Made In India.

KITCHEN SMOKE KA SIX WAY SOLUTION

Filterless | Powerful Motor | Heat Autoclean

6-WAY, FILTERLESS & AUTO CLEAN CHIMNEYS



HOOD SILENCIO 3D IND

Description: Silencio 3D IND HC SC FL BK 60/90
Finish: Black
Functions: Heat Autoclean
Controls: Gesture + Touch
Lighting: 1.5W LED Lamp
Filter: Filterless
Suction: 1400 m³/hr
Width (mm): 600/900
Wattage: 180W
Ventilation Type: Duct / Ductless



HOOD EVEREST IN

Description: EVEREST 3D IN HC SC FL LG 60/75/90
Finish: Stainless Steel / Black
Function: Heat Autoclean
Controls: Gesture + Touch
Lighting: 1 x LED of 1.5W each
Filter: Filterless
Features: Autoclean Alarm, Softlight
Suction: 1400 m³/hr
Width (mm): 600/750/900
Wattage: 180W
Ventilation Type: Duct / Ductless



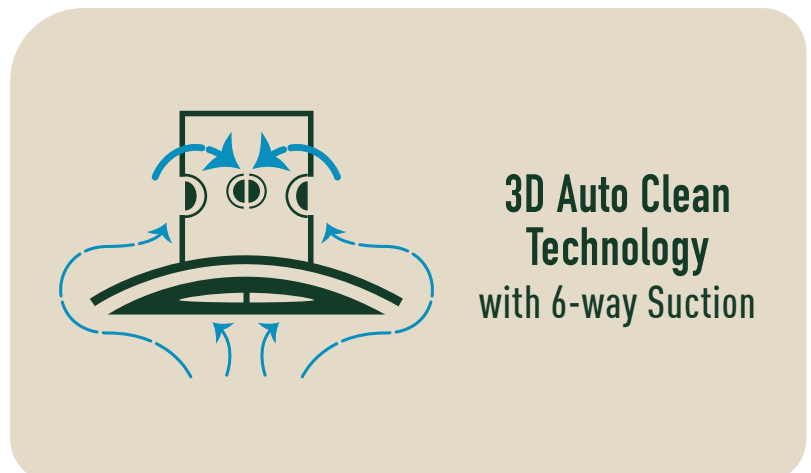
HOOD BONITO 3D IND

Description: BONITO 3D IND HC SC FL BK 60/75/90
Finish: Black
Function: Heat Autoclean
Controls: Gesture + Touch
Lighting: 2 x 1.5W LED Lamp
Filter: Filterless
Suction: 1250 m³/hr
Width (mm): 600/750/900
Wattage: 180W
Ventilation Type: Duct / Ductless




HOOD ACE PRO IN

Description: ACE PRO 3D IN HC PB FL BK 60/90
Finish: Black
Function: Heat Autoclean
Control: Push Button
Lighting: 1.5W LED Lamp
Filter: Filterless
Suction: 1150 m³/hr
Width (mm): 600/900
Wattage: 180W
Ventilation Type: Duct / Ductless







3D Auto Clean
Technology
with 6-way Suction

FILTERLESS

 Auto Clean Chimney



 High Suction Power 1350m ³ /hr	 Smart Gesture Control
 Black Tempered Glass	 Stainless Steel Oil Collector

AUTO CLEAN CHIMNEYS



HOOD ARIES XL IN

Description: ARIES FL HC SC BK IN 60/75/90
Finish: Black Tempered Glass
Function: Heat Autoclean
Controls: Gesture & 3 Speed Touch
Filter: Filterless
Lighting: 2 x 1.5W Soft Lamp
Features: Fully Automatic Openable Glass
Automatic Alarm, Softlight
Suction: 1400 m³/hr
Width (mm): 600/750/900
Wattage: 180W



HOOD MOJITO IN

Description: MOJITO IN HC SC FL BK 60/90
Finish: Black
Function: Heat Autoclean
Controls: Gesture & Touch
Lighting: 1.5W LED Lamp
Filter: Filterless
Features: Effective Airflow From Front And Bottom
Suction: 1200 m³/hr
Width (mm): 600/900
Wattage: 180W
Ventilation Type: Duct / Ductless



HOOD GRACE IN

Description: GRACE HC SC FL BK IN 60/90
Finish: Black
Function: Heat Autoclean
Controls: Gesture & Touch
Lighting: 1 x 1.5W LED Lamp
Filter: Filterless
Features: Autoclean
Suction: 1200 M3/Hr
Width (Mm): 600/900
Wattage: 180W
Ventilation Type: Duct / Ductless



HOOD CREST PRO IN

Description: CREST PRO IN HC SC FL BK 60/90
Finish: Black
Function: Heat Autoclean
Controls: Gesture & Touch
Lighting: 1 x 1.5W LED Lamp
Filter: Filterless
Features: Autoclean Technology,
Autoclean Alarm / Softlight
Suction: 1350 m³/hr
Width (mm): 600/900
Wattage: 180W
Ventilation Type: Duct / Ductless



HOOD MAGNUS IN

Description: MAGNUS IN HC SC FL EBK 60/75/90
Finish: Black
Function: Heat Autoclean
Controls: Gesture & Touch
Lighting: 2 x 1.5W LED Lamp
Filter: Filterless
Features: Autoclean Alarm / Softlight
Suction: 1500 m³/hr
Width (mm): 600/750/900
Wattage: 180W
Ventilation Type: Duct / Ductless



HOOD SUNNY RC IN

Description: SUNNY RC IN HC SC FL LG 60/75/90
Finish: Black
Function: Heat Autoclean
Controls: Remote, Touch & Gesture
Lighting: 1 x 1.5W LED Lamp
Filter: Filterless
Features: Effective Airflow,
Autoclean Alarm / Softlight
Suction: 1400 m³/hr
Width (mm): 600/750/900
Wattage: 180W
Ventilation Type: Duct / Ductless





HOOD SUNNY IN

Description: SUNNY IN HC SC FL LG 60/75/90
 Finish: Black
 Function: Heat Autoclean
 Controls: Gesture & 3 Speed Touch
 Lighting: 1 x 1.5W LED Lamp
 Filter: Filterless
 Features: Autoclean Alarm / Softlight
 Suction: 1400 m³/hr
 Width (mm): 600/750/900
 Wattage: 180W
 Ventilation Type: Duct / Ductless



HOOD POLO IN

Description: POLO IN HC SC BK 60/90
 Finish: Black
 Function: Heat Autoclean
 Controls: Gesture & Touch
 Lighting: 1.5W LED Lamp
 Filter: Filterless
 Suction: 1200 m³/hr
 Width (mm): 600/900
 Wattage: 180W
 Ventilation Type: Duct / Ductless



HOOD FLORENCE IN

Description: FLORENCE IN FL SC AC BK 60/90
 Finish: Black
 Function: Heat Autoclean
 Controls: Gesture & Touch
 Lighting: 1.5W LED Lamp
 Filter: Filterless
 Suction: 1200 m³/hr
 Width (mm): 600/900
 Wattage: 180W
 Ventilation Type: Duct / Ductless



HOOD ZEST IN

Description: ZEST IN HC SC FL BK 60/75/90
 Finish: Black
 Function: Heat Autoclean
 Controls: Gesture & Touch
 Lighting: 1.5W LED Lamp
 Filter: Filterless
 Suction: 1200 m³/hr
 Width (mm): 600/750/900
 Wattage: 180W
 Ventilation Type: Duct / Ductless



HOOD ZEST DLX IN

Description: ZEST DLX IN HC SC FL BK 60/90
 Finish: Black
 Function: Heat Autoclean
 Controls: Gesture & Touch
 Lighting: 1.5W LED Lamp
 Filter: Filterless
 Suction: 1200 m³/hr
 Width (mm): 600/900
 Wattage: 180W
 Ventilation Type: Duct / Ductless



HOOD MIAMI IN

Description: MIAMI IN HC SC FL BK 60/90
 Finish: Black
 Function: Heat Autoclean
 Controls: Gesture & 3 Speed Touch
 Lighting: 1 x 1.5W LED each
 Filter: Filterless
 Suction: 1200 m³/hr
 Width (mm): 600/900
 Wattage: 180W
 Ventilation Type: Duct / Ductless



FILTERLESS
Auto Clean Chimney



3D CHIMNEY

"I HAVE QUIT SMOKING IN THE KITCHEN"

3D CHIMNEYS



HOOD STILUX 3D

Description: STILUX 3D PLUS T2S2 TC SEN MAX LTW 90/60
STILUX 3D T2S2 BK TC LTW 60/90/120

Finish: Stainless Steel / Black / Black Mirror

Control: Touch

Lighting: 2 x 1.1W LED Lamp

Filter: 3 Layer Baffle

Suction: 3D Plus Max: 1350 m³/hr.
3D: 1095 m³/hr,
3D Plus: 1150 m³/hr.

Width (mm): 600/900/1200

Wattage: 250W

Ventilation Type: Duct / Ductless



HOOD FEEL 3D

Description: FEEL 3D PLUS T2S2 TC SEN MAX LTW 60/90
FEEL 3D T2S2 BK TC LTW 60/90
FEEL 3D T2S2 PB LTW 60/90

Finish: Black with Curve Glass

Controls: Touch / Push Button

Lighting: 2 x 1.1W LED Lamp


Filter: 3 Layer Baffle

Suction: 3D Plus Max: 1350 m³/hr.
3D: 1095 m³/hr

Width (mm): 600/900

Wattage: 250W

Ventilation Type: Duct / Ductless



3- LAYER BAFFLE FILTER

3-WAY SUCTION

LED LIGHT

LOW NOISE LEVEL

PUSH BUTTON



BAFFLE FILTER CHIMNEYS




HOOD FEEL PRO

Description: FEEL PRO TC SC BF BK 60/90
 Finish: Black with Curve Glass
 Controls: Gesture + Touch
 Lighting: 1 x 1.5W LED Lamp
 Filter: 3 Layer Baffle
 Suction: 1320 m³/hr.
 Width (mm): 600/900
 Wattage: 250W
 Ventilation Type: Duct / Ductless



HOOD RUBY IN TC BK

Description: RUBY TC BK IN 60
 Finish: Stainless Steel/Silver
 Control: Push Button
 Lighting: 1 x 1.5W LED Lamp
 Filter: Baffle
 Suction: 1000 m³/hr
 Width (mm): 600
 Wattage: 160W



Also available in Silver Finish



HOOD CLASS PRO

Description: CLASS PRO PB BK LTW 60
 Finish: Black
 Control: Push Button
 Lighting: 1 x 2W LED Filament Lamp
 Filter: Baffle
 Suction: 1000 m³/hr
 Width (mm): 600
 Wattage: 250W
 Ventilation Type: Duct / Ductless



HOOD RUBY IN PB SS

Description: RUBY PB SS IN 60
 Finish: Stainless Steel/Black
 Control: Touch
 Lighting: 1 x 1.5W LED Lamp
 Filter: Baffle
 Suction: 1000 m³/hr
 Width (mm): 600
 Wattage: 160W



Also available in Black Finish



HOOD MARS

Description: MARS PB/TC BF BK 60
 Finish: Black
 Function: Heat Autoclean
 Control: Push Button/Touch Control
 Lighting: 1.5W LED Lamp
 Filter: Baffle
 Suction: 1000 m³/hr
 Width (mm): 600
 Wattage: 250W



Ventilation Type: Duct / Ductless

Also available in Touch Control



HOOD PLUTO

Description: PLUTO PB BF BK 60
 Finish: Black Powder Coated
 Control: Push Button
 Lighting: 2 x 1.5W LED Lamp
 Filter: Baffle
 Suction: 1000 m³/hr
 Width (mm): 600
 Wattage: 250W
 Ventilation Type: Duct / Ductless



INSPIRIA HOB SERIES

Introducing Faber Inspiria hobs with powerful 5 kW burner that ensures faster cooking and frees up time for you.



5kW BRASS BURNER
Up to 50% faster performance

AVAILABLE IN
LPG GAS & PNG GAS

10 YEAR WARRANTY + Free Installation

**5kW POWER FOR COOKING.
50% MORE TIME FOR YOU.**

INSPIRIA HOB COOKTOP HYBRID



HOB INSPIRIA 904 BR AI FFD GL PNG

Width : 90 cm
Finish : **Black Tempered Glass 8mm Thickness**
Pan Support : **Cast Iron**
Knobs : Premium Black Knobs
Burner Type : **Full Brass Burners - 2 x 5.0 Kw Big Burners, 2.0 Kw Medium Burner, 1.5 Kw Small Burner**
Control : In-Built Auto Electric, AC 230 V, 50 Hz Operated
Feature: Heat Deflector
Safety : **Flame Failure Device**
Product Dimensions (WxDxH) : 900x535x150 mm
Cut Out (WxD) : 800x475 mm



HOB INSPIRIA 904 BR AI FFD GS PNG

Width : 90 cm
Finish : **Black Tempered Glass 8mm Thickness & Stainless Steel Body**
Pan Support : **Cast Iron**
Knobs : Premium Black Knobs
Burner Type : **Full Brass Burners - 2 x 5.0 Kw Big Burners, 2.0 Kw Medium Burner, 1.5 Kw Small Burner**
Control : In-Built Auto Electric, AC 230 V, 50 Hz Operated
Feature: Heat Deflector
Safety : **Flame Failure Device**
Product Dimensions (WxDxH) : 900x535x150 mm
Cut Out (WxD) : 800x475 mm



HOB INSPIRIA 904 BR AI FFD SS PNG

Width : 90 cm
Finish : **Stainless Steel Panel (SUS 304 Anti Fingerprint, Matte Finish)**
Pan Support : **Cast Iron**
Knobs : Premium Black Knobs
Burner Type : **Full Brass Burners - 2 x 5.0 Kw Big Burners, 2.0 Kw Medium Burner, 1.5 Kw Small Burner**
Control : In-Built Auto Electric, AC 230 V, 50 Hz Operated
Feature: Heat Deflector
Safety : **Flame Failure Device**
Product Dimensions (WxDxH) : 900x510x150 mm
Cut Out (WxD) : 800x475 mm



HOB INSPIRIA 903 BR AI FFD GL PNG

Width : 90 cm
Finish : **Black Tempered Glass 8mm Thickness**
Pan Support : **Cast Iron**
Knobs : Premium Black Knobs
Burner Type : **Full Brass Burners - 2 x 5.0 Kw Big Burners, 2.0 Kw Medium Burner**
Control : In-Built Auto Electric, AC 230 V, 50 Hz Operated
Feature: Heat Deflector
Safety : **Flame Failure Device**
Product Dimensions (WxDxH) : 900x535x150 mm
Cut Out (WxD) : 800x475 mm



HOB INSPIRIA 903 BR AI FFD GS PNG

Width : 90 cm
Finish : **Black Tempered Glass 8mm Thickness & Stainless Steel Body**
Pan Support : **Cast Iron**
Knobs : Premium Black Knobs
Burner Type : **Full Brass Burners - 2 x 5.0 Kw Big Burners, 2.0 Kw Medium Burner**
Control : In-Built Auto Electric, AC 230 V, 50 Hz Operated
Feature: Heat Deflector
Safety : **Flame Failure Device**
Product Dimensions (WxDxH) : 900x535x150 mm
Cut Out (WxD) : 800x475 mm



HOB INSPIRIA 903 BR AI FFD SS PNG

Width : 90 cm
Finish : **Stainless Steel Panel (SUS 304 Anti Fingerprint, Matte Finish)**
Pan Support : **Cast Iron**
Knobs : Premium Black Knobs
Burner Type : **Full Brass Burners - 2 x 5.0 Kw Big Burners, 2.0 Kw Medium Burner**
Control : In-Built Auto Electric, AC 230 V, 50 Hz Operated
Feature: Heat Deflector
Safety : **Flame Failure Device**
Product Dimensions (WxDxH) : 900x510x150 mm
Cut Out (WxD) : 800x475 mm





HOB INSPIRIA 754 BR AI FFD GL PNG

Width : 75 cm
 Finish : **Black Tempered Glass 8mm Thickness**
 Pan Support : **Cast Iron**
 Knobs : Premium Black Knobs
 Burner Type : **Full Brass Burners - 2 x 5.0 Kw Big Burners, 2.0 Kw Medium Burner, 1.5 Kw Small Burner**
 Control : In-Built Auto Electric, AC 230 V, 50 Hz Operated
 Feature: Heat Deflector
 Safety : **Flame Failure Device**
 Product Dimensions (WxDxH) : 750x535x140 mm
 Cut Out (WxD) : 640x475 mm



HOB INSPIRIA 754 BR AI FFD GS PNG

Width : 75 cm
 Finish : **Black Tempered Glass 8mm Thickness & Stainless Steel Body**
 Pan Support : **Cast Iron**
 Knobs : Premium Black Knobs
 Burner Type : **Full Brass Burners - 2 x 5.0 Kw Big Burners, 2.0 Kw Medium Burner, 1.5 Kw Small Burner**
 Control : In-Built Auto Electric, AC 230 V, 50 Hz Operated
 Feature: Heat Deflector
 Safety : **Flame Failure Device**
 Product Dimensions (WxDxH) : 750x535x140 mm
 Cut Out (WxD) : 640x475 mm



HOB INSPIRIA 754 BR AI FFD SS PNG

Width : 75 cm
 Finish : **Stainless Steel Panel (SUS 304 Anti Fingerprint, Matte Finish)**
 Pan Support : **Cast Iron**
 Knobs : Premium Black Knobs
 Burner Type : **Full Brass Burners - 2 x 5.0 Kw Big Burners, 2.0 Kw Medium Burner, 1.5 Kw Small Burner**
 Control : In-Built Auto Electric, AC 230 V, 50 Hz Operated
 Feature: Heat Deflector
 Safety : **Flame Failure Device**
 Product Dimensions (WxDxH) : 750x535x150 mm
 Cut Out (WxD) : 640x475 mm



HOB INSPIRIA 753 BR AI FFD GL PNG

Width : 75 cm
 Finish : **Black Tempered Glass 8mm Thickness**
 Pan Support : **Cast Iron**
 Knobs : Premium Black Knobs
 Burner Type : **Full Brass Burners - 2 x 5.0 Kw Big Burners, 2.0 Kw Medium Burner**
 Control : In-Built Auto Electric, AC 230 V, 50 Hz Operated
 Feature: Heat Deflector
 Safety : **Flame Failure Device**
 Product Dimensions (WxDxH) : 750x535x140 mm
 Cut Out (WxD) : 640x475 mm



HOB INSPIRIA 753 BR AI FFD GS PNG

Width : 75 cm
 Finish : **Black Tempered Glass 8mm Thickness & Stainless Steel Body**
 Pan Support : **Cast Iron**
 Knobs : Premium Black Knobs
 Burner Type : **Full Brass Burners - 2 x 5.0 Kw Big Burners, 2.0 Kw Medium Burner**
 Control : In-Built Auto Electric, AC 230 V, 50 Hz Operated
 Feature: Heat Deflector
 Safety : **Flame Failure Device**
 Product Dimensions (WxDxH) : 750x535x140 mm
 Cut Out (WxD) : 640x475 mm



HOB INSPIRIA 753 BR AI FFD SS PNG

Width : 75 cm
 Finish : **Stainless Steel Panel (SUS 304 Anti Fingerprint, Matte Finish)**
 Pan Support : **Cast Iron**
 Knobs : Premium Black Knobs
 Burner Type : **Full Brass Burners - 2 x 5.0 Kw Big Burners, 2.0 Kw Medium Burner**
 Control : In-Built Auto Electric, AC 230 V, 50 Hz Operated
 Feature: Heat Deflector
 Safety : **Flame Failure Device**
 Product Dimensions (WxDxH) : 750x535x150 mm
 Cut Out (WxD) : 640x475 mm



HOB INSPIRIA 904 BR AI FFD GL LPG

Width : 90 cm
 Finish : **Black Tempered Glass 8mm Thickness**
 Pan Support : **Cast Iron**
 Knobs : Premium Black Knobs
 Burner Type : **Full Brass Burners - 2 x 5.0 Kw Big Burners, 2.0 Kw Medium Burner, 1.5 Kw Small Burner**
 Control : In-Built Auto Electric, AC 230 V, 50 Hz Operated
 Feature: Heat Deflector
 Safety : **Flame Failure Device**
 Product Dimensions (WxDxH) : 900x535x150 mm
 Cut Out (WxD) : 800x475 mm



HOB INSPIRIA 904 BR AI FFD GS LPG

Width : 90 cm
 Finish : **Black Tempered Glass 8mm Thickness & Stainless Steel Body**
 Pan Support : **Cast Iron**
 Knobs : Premium Black Knobs
 Burner Type : **Full Brass Burners - 2 x 5.0 Kw Big Burners, 2.0 Kw Medium Burner, 1.5 Kw Small Burner**
 Control : In-Built Auto Electric, AC 230 V, 50 Hz Operated
 Feature: Heat Deflector
 Safety : **Flame Failure Device**
 Product Dimensions (WxDxH) : 900x535x150 mm
 Cut Out (WxD) : 800x475 mm



HOB INSPIRIA 904 BR AI FFD SS LPG

Width : 90 cm
 Finish : **Stainless Steel Panel (SUS 304 Anti Fingerprint, Matte Finish)**
 Pan Support : **Cast Iron**
 Knobs : Premium Black Knobs
 Burner Type : **Full Brass Burners - 2 x 5.0 Kw Big Burners, 2.0 Kw Medium Burner, 1.5 Kw Small Burner**
 Control : In-Built Auto Electric, AC 230 V, 50 Hz Operated
 Feature: Heat Deflector
 Safety : **Flame Failure Device**
 Product Dimensions (WxDxH) : 900x510x150 mm
 Cut Out (WxD) : 800x475 mm





HOB INSPIRIA 903 BR AI FFD GL LPG

Width : 90 cm
 Finish : **Black Tempered Glass 8mm Thickness**
 Pan Support : **Cast Iron**
 Knobs : Premium Black Knobs
 Burner Type : **Full Brass Burners - 2 x 5.0 Kw Big Burners, 2.0 Kw Medium Burner**
 Control : In-Built Auto Electric, AC 230 V, 50 Hz Operated
 Feature: Heat Deflector
 Safety : **Flame Failure Device**
 Product Dimensions (WxDxH) : 900x535x150 mm
 Cut Out (WxD) : 800x475 mm



HOB INSPIRIA 903 BR AI FFD GS LPG

Width : 90 cm
 Finish : **Black Tempered Glass 8mm Thickness & Stainless Steel Body**
 Pan Support : **Cast Iron**
 Knobs : Premium Black Knobs
 Burner Type : **Full Brass Burners - 2 x 5.0 Kw Big Burners, 2.0 Kw Medium Burner**
 Control : In-Built Auto Electric, AC 230 V, 50 Hz Operated
 Feature: Heat Deflector
 Safety : **Flame Failure Device**
 Product Dimensions (WxDxH) : 900x535x150 mm
 Cut Out (WxD) : 800x475 mm



HOB INSPIRIA 903 BR AI FFD SS LPG

Width : 90 cm
 Finish : **Stainless Steel Panel (SUS 304 Anti Fingerprint, Matte Finish)**
 Pan Support : **Cast Iron**
 Knobs : Premium Black Knobs
 Burner Type : **Full Brass Burners - 2 x 5.0 Kw Big Burners, 2.0 Kw Medium Burner**
 Control : In-Built Auto Electric, AC 230 V, 50 Hz Operated
 Feature: Heat Deflector
 Safety : **Flame Failure Device**
 Product Dimensions (WxDxH) : 900x510x150 mm
 Cut Out (WxD) : 800x475 mm



HOB INSPIRIA 754 BR AI FFD GL LPG

Width : 75 cm
 Finish : **Black Tempered Glass 8mm Thickness**
 Pan Support : **Cast Iron**
 Knobs : Premium Black Knobs
 Burner Type : **Full Brass Burners - 2 x 5.0 Kw Big Burners, 2.0 Kw Medium Burner, 1.5 Kw Small Burner**
 Control : In-Built Auto Electric, AC 230 V, 50 Hz Operated
 Feature: Heat Deflector
 Safety : **Flame Failure Device**
 Product Dimensions (WxDxH) : 750x535x140 mm
 Cut Out (WxD) : 640x475 mm



HOB INSPIRIA 754 BR AI FFD GS LPG

Width : 75 cm
 Finish : **Black Tempered Glass 8mm Thickness & Stainless Steel Body**
 Pan Support : **Cast Iron**
 Knobs : Premium Black Knobs
 Burner Type : **Full Brass Burners - 2 x 5.0 Kw Big Burners, 2.0 Kw Medium Burner, 1.5 Kw Small Burner**
 Control : In-Built Auto Electric, AC 230 V, 50 Hz Operated
 Feature: Heat Deflector
 Safety : **Flame Failure Device**
 Product Dimensions (WxDxH) : 750x535x140 mm
 Cut Out (WxD) : 640x475 mm



HOB INSPIRIA 754 BR AI FFD SS LPG

Width : 75 cm
 Finish : **Stainless Steel Panel (SUS 304 Anti Fingerprint, Matte Finish)**
 Pan Support : **Cast Iron**
 Knobs : Premium Black Knobs
 Burner Type : **Full Brass Burners - 2 x 5.0 Kw Big Burners, 2.0 Kw Medium Burner, 1.5 Kw Small Burner**
 Control : In-Built Auto Electric, AC 230 V, 50 Hz Operated
 Feature: Heat Deflector
 Safety : **Flame Failure Device**
 Product Dimensions (WxDxH) : 750x535x150 mm
 Cut Out (WxD) : 640x475 mm



HOB INSPIRIA 753 BR AI FFD GL LPG

Width : 75 cm
 Finish : **Black Tempered Glass 8mm Thickness**
 Pan Support : **Cast Iron**
 Knobs : Premium Black Knobs
 Burner Type : **Full Brass Burners - 2 x 5.0 Kw Big Burners, 2.0 Kw Medium Burner**
 Control : In-Built Auto Electric, AC 230 V, 50 Hz Operated
 Feature: Heat Deflector
 Safety : **Flame Failure Device**
 Product Dimensions (WxDxH) : 750x535x140 mm
 Cut Out (WxD) : 640x475 mm



HOB INSPIRIA 753 BR AI FFD GS LPG

Width : 75 cm
 Finish : **Black Tempered Glass 8mm Thickness & Stainless Steel Body**
 Pan Support : **Cast Iron**
 Knobs : Premium Black Knobs
 Burner Type : **Full Brass Burners - 2 x 5.0 Kw Big Burners, 2.0 Kw Medium Burner**
 Control : In-Built Auto Electric, AC 230 V, 50 Hz Operated
 Feature: Heat Deflector
 Safety : **Flame Failure Device**
 Product Dimensions (WxDxH) : 750x535x140 mm
 Cut Out (WxD) : 640x475 mm



HOB INSPIRIA 753 BR AI FFD SS LPG

Width : 75 cm
 Finish : **Stainless Steel Panel (SUS 304 Anti Fingerprint, Matte Finish)**
 Pan Support : **Cast Iron**
 Knobs : Premium Black Knobs
 Burner Type : **Full Brass Burners - 2 x 5.0 Kw Big Burners, 2.0 Kw Medium Burner**
 Control : In-Built Auto Electric, AC 230 V, 50 Hz Operated
 Feature: Heat Deflector
 Safety : **Flame Failure Device**
 Product Dimensions (WxDxH) : 750x535x150 mm
 Cut Out (WxD) : 640x475 mm



SAFETY. STYLE. PERFORMANCE — *INSPIRED BY YOU.*



Available in 75 & 90 cm



Available in 75 & 90 cm




Available in 75 & 90 cm

**Twice the Power.
Half the Time.**

5 kW POWER = *Power of a standard* **4-burner hob**

**Premium & Durable
Grid Design**

The improved grid design offers superior pan stability, heat efficiency and long-term strength. Whether it's a small pan or a heavy kadhai, enjoy a secure and comfortable cooking experience.



**Dual Fuel Convenience
& Safety**

Choose LPG or PNG based on your home setup. Faber hobs are engineered for seamless, safe performance with both.



**Decade-Long
Confidence**

Backed by Faber's trusted quality, enjoy 10-year warranty on toughened glass — ensuring peace of mind.



Flame Failure Device (FFD)
Automatically cuts off gas if flame extinguishes.



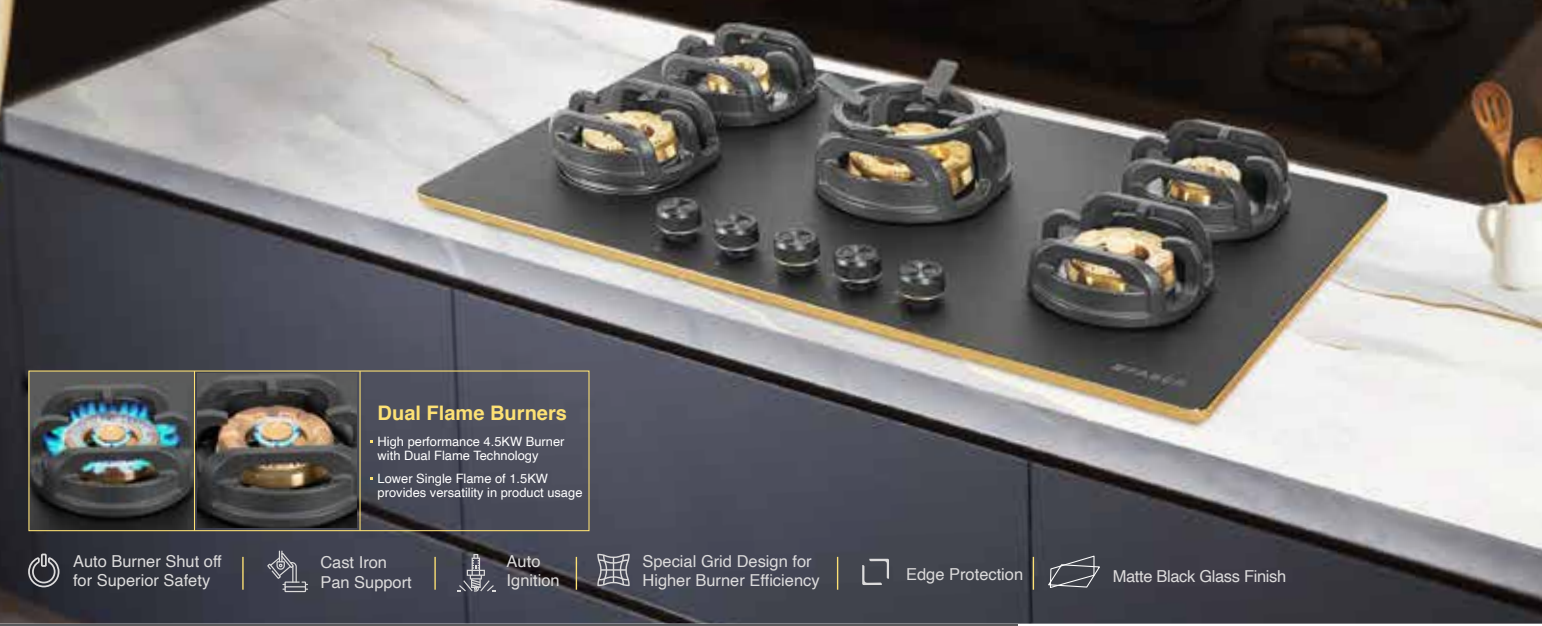
High-Efficiency Brass Burners
Big 5.0 kW | Medium 2.0 kW | Small 1.5 kW



Auto Electric Ignition
Instant spark at your fingertips (AC 230V, 50Hz).

THE VERONA RANGE

MASTER YOUR CULINARY CRAFT
WITH 3D DUAL FLAME TECHNOLOGY.



Dual Flame Burners

- High performance 4.5KW Burner with Dual Flame Technology
- Lower Single Flame of 1.5KW provides versatility in product usage



Auto Burner Shut off for Superior Safety



Cast Iron Pan Support



Auto Ignition



Special Grid Design for Higher Burner Efficiency



Edge Protection



Matte Black Glass Finish

VERONA HOB COOKTOP HYBRID



HOB VERONA IND HD 723 CI FFD AI

Width: 72 cm
Finish: **Matte Black Glass with Golden Border Edge Protection**
Pan Support: **Cast Iron**
Knobs: Metal with Gold Border
Burner Type: **Full Brass Burners** - 1 x 4.5 Kw Triple Ring HD Burner, 1 x 3.0 Kw Mini Triple Ring Burner, 1 x 1.5 Kw Small Burner
Ignition: In-built Auto Electric, AC 230 V Operated
Drip Tray: Stainless Steel Black Finish
Safety: **Flame Failure Device**
Product Dimensions (WxDxH): 720x525x145 mm
Cut Out (WxD): 645x470 mm



HOB VERONA IND HD 724 CI FFD AI

Width: 72 cm
Finish: **Matte Black Glass with Golden Border Edge Protection**
Pan Support: **Cast Iron**
Knobs: Metal with Gold Border
Burner Type: **Full Brass Burners** - 1 x 4.5 Kw Triple Ring HD Burner, 1 x 3.0 Kw Mini Triple Ring Burner, 2 x 1.5 Kw Dual Burners
Ignition: In-built Auto Electric, AC 220 V Operated
Drip Tray: Stainless Steel Black Finish
Safety: **Flame Failure Device**
Product Dimensions (WxDxH): 720x525x145 mm
Cut Out (WxD): 645x470 mm



HOB VERONA IND HD 783 CI FFD AI

Width: 78 cm
Finish: **Matte Black Glass with Golden Border Edge Protection**
Pan Support: **Cast Iron**
Knobs: Metal with Golden Border
Burner Type: **Full Brass Burners** - 1 x 4.5 Kw Triple Ring HD Burner, 1 x 3.0 Kw Mini Triple Ring Burner, 1 x 1.5 Kw Dual Burner
Ignition: In-built Auto Electric, AC 220 V Operated
Drip Tray: Stainless Steel Black Finish
Safety: **Flame Failure Device**
Product Dimensions (WxDxH): 780x525x145 mm
Cut Out (WxD): 685x475 mm



HOB VERONA IND HD 784 CI FFD AI

Width: 78 cm
Finish: **Matte Black Glass with Golden Border Edge Protection**
Pan Support: **Cast Iron**
Knobs: Metal with Gold Border
Burner Type: **Full Brass Burners** - 1 x 4.5 Kw Triple Ring HD Burner, 1 x 3.0 Kw Mini Triple Ring Burner, 2 x 1.5 Kw Dual Burners
Ignition: In-built Auto Electric, AC 220 V Operated
Drip Tray: Stainless Steel Black Finish
Safety: **Flame Failure Device**
Product Dimensions (WxDxH): 780x525x145 mm
Cut Out (WxD): 695x470 mm



HOB VERONA IND HD 904 CI FFD AI

Width: 90 cm
Finish: **Matte Black Glass with Golden Border Edge Protection**
Pan Support: **Cast Iron**
Knobs: Metal with Gold Border
Burner Type: **Full Brass Burners** - 1 x 4.5 Kw Triple Ring HD Burner, 1 x 3.0 Kw Mini Triple Ring Burner, 2 x 1.5 Kw Dual Burners
Ignition: In-built Auto Electric, AC 220 V Operated
Drip Tray: Stainless Steel Black Finish
Safety: **Flame Failure Device**
Product Dimensions (WxDxH): 900x525x145 mm
Cut Out (WxD): 825x475 mm



HOB VERONA IND HD 905 CI FFD AI

Width (mm): 90 cm
Finish: **Matte Black Glass with Golden Border Edge Protection**
Pan Support: **Cast Iron**
Knobs: Metal with Gold Border
Burner Type: **Full Brass Burners** - 1 x 4.5 Kw Triple Ring HD Burner, 2 x 3.0 Kw Mini Triple Ring Burners, 2 x 1.5 Kw Dual Burners
Ignition: In-built Auto Electric, AC 220 V Operated
Safety: **Flame Failure Device**
Product Dimensions (WxDxH): 900x525x145 mm
Cut Out (WxD): 825x475 mm



THE UTOPIA PRO RANGE

LOOKS GREAT, COOKS BETTER!



Dual Flame Burners

- High Performance 4 KW Burner with Dual Functionality
- Lower Single Flame of 1.7 KW provides versatility in product usage
- In-Built Auto Ignition with AC 230V Power Supply

Auto Burner Shut off
for Superior Safety

Cast Iron
Pan Support

Auto
Ignition

Special Grid Design for
Higher Burner Efficiency

UTOPIA PRO HOB COOKTOP HYBRID



HOB UTOPIA PRO HT 905 BR CI

Width (mm): 90 cm
Finish: **8mm Black Tempered Glass**
Pan Support: **Cast Iron**
Knob: Premium Metal Knobs with Golden Inserts
Burner Type: **Full Brass Burners - 1 x 4 Kw Triple Ring Dual Flame + 2 x 3 Kw Mini Triple Ring + 2 x 1.7 Kw Double Ring with Black Enamel Coating**

Safety: **Flame Failure Device**
Product Dimensions (WxDxH): 900x525x130 mm
Cut Out (WxD): 825x475 mm



HOB UTOPIA PRO HT 804 BR CI

Width (mm): 80 cm
Finish: **8mm Black Tempered Glass**
Pan Support: **Cast Iron**
Knob: Premium Metal Knobs with Golden Inserts
Burner Type: **Full Brass Burners - 1 x 4 Kw Triple Ring Dual Flame + 1 x 3 Kw Mini Triple Ring + 2 x 1.7 Kw Double Ring with Black Enamel Coating**

Safety: **Flame Failure Device**
Product Dimensions (WxDxH): 800x525x130 mm
Cut Out (WxD): 685x475 mm



HOB UTOPIA PRO HT 903 BR CI

Width (mm): 90 cm
Finish: **8mm Black Tempered Glass**
Pan Support: **Cast Iron**
Knob: Premium Metal Knobs with Golden Inserts
Burner Type: **Full Brass Burners - 1 x 4 Kw Triple Ring Dual Flame + 1 x 3 Kw Mini Triple Ring + 1 x 1.7 Kw Double Ring with Black Enamel Coating**

Safety: **Flame Failure Device**
Product Dimensions (WxDxH): 900x525x130 mm
Cut Out (WxD): 825x475 mm



HOB UTOPIA PRO HT 783 BR CI

Width (mm): 78 cm
Finish: **8mm Black Tempered Glass**
Pan Support: **Cast Iron**
Knob: Premium Metal Knobs with Golden Inserts
Burner Type: **Full Brass Burners - 1 x 4 Kw Triple Ring Dual Flame + 1 x 3 Kw Mini Triple Ring + 1 x 1.7 Kw Double Ring with Black Enamel Coating**

Safety: **Flame Failure Device**
Product Dimensions (WxDxH): 780x525x130 mm
Cut Out (WxD): 685x475 mm



HOB UTOPIA PRO HT 604 BR CI

Width (mm): 60 cm
Finish: **8mm Black Tempered Glass**
Pan Support: **Cast Iron**
Knob: Premium Metal Knobs with Golden Inserts
Burner Type: **Full Brass Burners - 1 x 4 Kw Triple Ring Dual Flame + 1 x 3 Kw Mini Triple Ring + 2 x 1.7 Kw Double Ring with Black Enamel Coating**

Safety: **Flame Failure Device**
Product Dimensions (WxDxH): 600x525x130 mm
Cut Out (WxD): 555x475 mm



HOB UTOPIA PRO HT 603 BR CI

Width (mm): 60 cm
Finish: **8mm Black Tempered Glass**
Pan Support: **Cast Iron**
Knob: Premium Metal Knobs with Golden Inserts
Burner Type: **Full Brass Burners - 1 x 4 Kw Triple Ring Dual Flame + 1 x 3 Kw Mini Triple Ring + 1 x 1.7 Kw Double Ring with Black Enamel Coating**

Safety: **Flame Failure Device**
Product Dimensions (WxDxH): 600x525x130 mm
Cut Out (WxD): 555x475 mm



HOB UTOPIA PRO HT 704 BR CI

Width (mm): 70 cm
Finish: **8mm Black Tempered Glass**
Pan Support: **Cast Iron**
Knob: Premium Metal Knobs with Golden Inserts
Burner Type: **Full Brass Burners - 1 x 4 Kw Triple Ring Dual Flame + 1 x 3 Kw Mini Triple Ring + 2 x 1.7 Kw Double Ring with Black Enamel Coating**

Safety: **Flame Failure Device**
Product Dimensions (WxDxH): 700x525x130 mm
Cut Out (WxD): 555x445 mm



THE BELLA RANGE

SAY GOODBYE TO SPILLS & LEAKS WITH THIS INNOVATIVE HOB.

FABER
FRANKE'S AIR EXPERT



SPILL PROOF DESIGN

Prevents spills and leaks, ensuring a clean & hassle-free cooking experience.



Auto Burner Shut off for Superior Safety



Cast Iron Pan Support



Matte Glass Finish



Auto Ignition



Special Grid Design for Higher Burner Efficiency

BELLA HOB COOKTOP HYBRID



HOB BELLA HT 703 BR AI

Width : 70 cm
Finish : **Matte Glass Finish**
Pan Support : **Cast Iron**
Knobs : Premium Metal Knob
Burner Type : **Full Brass Burners - 1 x 3.8 Kw Triple Ring Big Burner, 1 x 2.8 Kw Mini Triple Ring Burner, 1 x 1.7 Kw Small Burner**
Ignition : In-built Auto Electric, AC 230 V/50 Hz Operated
Drip Tray : Square Design Stainless Steel Finish
Product Dimensions (WxDxH): 700x525x130 mm
Cut Out (WxD) : 555x475 mm



HOB BELLA HT 704 BR AI

Width : 70 cm
Finish : **Matte Glass Finish**
Pan Support : **Cast Iron**
Knobs : Premium Metal Knob
Burner Type : **Full Brass Burners - 1 x 3.8 Kw Triple Ring Big Burner, 1 x 2.8 Kw Mini Triple Ring Burner, 2 x 1.7 Kw Small Burners**
Ignition : In-built Auto Electric, AC 230 V/50 Hz Operated
Drip Tray : Square Design Stainless Steel Finish
Product Dimensions (WxDxH): 700x525x130 mm
Cut Out (WxD) : 555x475 mm



HOB BELLA HT 753 BR AI

Width (mm) : 75 cm
Finish : **Matte Glass Finish**
Pan Support : **Cast Iron**
Knobs : Premium Metal Knob
Burner Type : **Full Brass Burners - 1 x 3.8 Kw Triple Ring Big Burner, 1 x 2.8 Kw Mini Triple Ring Burner, 1 x 1.7 Kw Small Burner**
Ignition : In-built Auto Electric, AC 230 V/50 Hz Operated
Drip Tray : Square Design Stainless Steel Finish
Product Dimensions (WxDxH): 750x525x130 mm
Cut Out (WxD) : 685x475 mm



HOB BELLA HT 754 BR AI

Width (mm) : 75 cm
Finish : **Matte Glass Finish**
Pan Support : **Cast Iron**
Knobs : Premium Metal Knob
Burner Type : **Full Brass Burners - 1 x 3.8 Kw Triple Ring Big Burner, 1 x 2.8 Kw Mini Triple Ring Burner, 2 x 1.7 Kw Small Burners**
Ignition : In-built Auto Electric, AC 230 V/50 Hz Operated
Drip Tray : Square Design Stainless Steel Finish
Product Dimensions (WxDxH): 750x525x130 mm
Cut Out (WxD) : 685x475 mm



HOB BELLA HT 753 BR AI FFD

Width (mm) : 75 cm
Finish : **Matte Glass Finish**
Pan Support : **Cast Iron**
Knobs : Premium Metal Knob
Burner Type : **Full Brass Burners - 1 x 3.8 Kw Triple Ring Big Burner, 1 x 2.8 Kw Mini Triple Ring Burner, 1 x 1.7 Kw Small Burner**
Ignition : In-built Auto Electric, AC 230 V/50 Hz Operated
Drip Tray : Square Design Stainless Steel Finish
Safety : **Flame Failure Device**
Product Dimensions (WxDxH): 750x525x170 mm
Cut Out (WxD) : 685x475 mm



HOB BELLA HT 903 BR AI FFD

Width (mm) : 90 cm
Finish : **Matte Glass Finish**
Pan Support : **Cast Iron**
Knobs : Premium Metal Knob
Burner Type : **Full Brass Burners - 1 x 3.8 Kw Triple Ring Big Burner, 1 x 2.8 Kw Mini Triple Ring Burner, 1 x 1.7 Kw Small Burner**
Ignition : In-built Auto Electric, AC 230 V/50 Hz Operated
Drip Tray : Square Design Stainless Steel Finish
Safety : **Flame Failure Device**
Product Dimensions (WxDxH): 900x525x130 mm
Cut Out (WxD) : 828x478 mm





HOB BELLA HT 704 BR AI FFD

Width : 70 cm
 Finish : **Matte Glass Finish**
 Pan Support : **Cast Iron**
 Knobs : Premium Metal Knob
 Burner Type : **Full Brass Burners - 1 x 3.8 Kw Triple Ring Big Burner, 1 x 2.8 Kw Mini Triple Ring Burner, 2 x 1.7 Kw Small Burners**
 Ignition : In-built Auto Electric, AC 230 V/50 Hz Operated
 Drip Tray: Square Design Stainless Steel Finish
 Safety : **Flame Failure Device**
 Product Dimensions (WxDxH): 700x525x130 mm
 Cut Out (WxD) : 555x475 mm



HOB BELLA HT 904 BR AI FFD

Width (mm) : 90 cm
 Finish : **Matte Glass Finish**
 Pan Support : **Cast Iron**
 Knobs : Premium Metal Knob
 Burner Type : **Full Brass Burners - 1 x 3.8 Kw Triple Ring Big Burner, 1 x 2.8 Kw Mini Triple Ring Burner, 2 x 1.7 Kw Small Burners**
 Ignition : In-built Auto Electric, AC 230 V/50 Hz Operated
 Drip Tray: Square Design Stainless Steel Finish
 Safety : **Flame Failure Device**
 Product Dimensions (WxDxH): 900x525x130 mm
 Cut Out (WxD) : 828x478 mm



HOB BELLA HT 905 BR AI FFD

Width (mm) : 90 cm
 Finish : **Matte Glass Finish**
 Pan Support : **Cast Iron**
 Knobs : Premium Metal Knob
 Burner Type : **Full Brass Burners - 1 x 3.8 Kw Triple Ring Big Burner, 2 x 2.8 Kw Mini Triple Ring Burners, 2 x 1.7 Kw Small Burners**
 Ignition : In-built Auto Electric, AC 230 V/50 Hz Operated
 Drip Tray: Square Design Stainless Steel Finish
 Safety : **Flame Failure Device**
 Product Dimensions (WxDxH): 900x525x130 mm
 Cut Out (WxD) : 828x478 mm



THE DELLA RANGE

ELEVATE YOUR COOKING EXPERIENCE
WITH 3D DUAL FLAME INNOVATION.



Dual Flame Burners

- High performance 4.5KW Burner with Dual Flame Technology
- Lower Single Flame of 1.5KW provides versatility in product usage



Cast Iron
Pan Support



Auto
Ignition



Special Grid Design for
Higher Burner Efficiency



Matte Glass Finish

DELLA HOB COOKTOP HYBRID



HOB DELLA HD 723 CI AI

Width (mm) : 72 cm
Finish : **Matte Glass Finish**
Pan Support : **Cast Iron**
Knobs : Premium Metal Knob
Burner Type : **Full Brass Burners - 1 x 4.5 Kw Triple Ring HD Burner, 1 x 3.0 Kw Mini Triple Ring Burner, 1 x 1.5 Kw Small Burner**
Ignition : In-built Auto Electric, AC 220 V Operated
Drip Tray: Stainless Steel Black Finish
Product Dimensions (WxDxH) : 720x525x145 mm
Cut Out (WxD) : 645x470 mm



HOB DELLA HD 724 CI AI

Width (mm) : 72 cm
Finish : **Matte Glass Finish**
Pan Support : **Cast Iron**
Knobs : Premium Metal Knob
Burner Type : **Full Brass Burners - 1 x 4.5 Kw Triple Ring Big Burner, 1 x 3.0 Kw Mini Triple Ring Burner, 2 x 1.5 Kw Dual Burners**
Ignition : In-built Auto Electric, AC 220 V Operated
Drip Tray: Stainless Steel Black Finish
Product Dimensions (WxDxH) : 720x525x145 mm
Cut Out (WxD) : 645x470 mm



HOB DELLA HD 783 CI AI

Width (mm) : 78 cm
Finish : **Matte Glass Finish**
Pan Support : **Cast Iron**
Knobs : Premium Metal Knob
Burner Type : **Full Brass Burners - 1 x 4.5 Kw Triple Ring HD Burner, 1 x 3.0 Kw Mini Triple Ring Burner, 1 x 1.5 Kw Small Burner**
Ignition : In-built Auto Electric, AC 220 V Operated
Drip Tray: Stainless Steel Black Finish
Product Dimensions (WxDxH) : 780x525x145 mm
Cut Out (WxD) : 685x475 mm



HOB DELLA HD 784 CI AI

Width (mm) : 78 cm
Finish : **Matte Glass Finish**
Pan Support : **Cast Iron**
Knobs : Premium Metal Knob
Burner Type : **Full Brass Burners - 1 x 4.5 Kw Triple Ring HD Burner, 1 x 3.0 Kw Mini Triple Ring Burner, 2 x 1.5 Kw Dual Burners**
Ignition : In-built Auto Electric, AC 220 V Operated
Drip Tray: Stainless Steel Black Finish
Product Dimensions (WxDxH) : 780x525x145 mm
Cut Out (WxD) : 695x470 mm



HOB DELLA HD 904 CI AI

Width (mm) : 90 cm
Finish : **Matte Glass Finish**
Pan Support : **Cast Iron**
Knobs : Premium Metal Knob
Burner Type : **Full Brass Burners - 1 x 4.5 Kw Triple Ring HD Burner, 1 x 3.0 Kw Mini Triple Ring Burner, 2 x 1.5 Kw Small Burners**
Ignition : In-built Auto Electric, AC 220 V Operated
Drip Tray: Stainless Steel Black Finish
Product Dimensions (WxDxH) : 900x525x145 mm
Cut Out (WxD) : 825x475 mm



Cooking *elevated*. Cleaning *simplified*.
Add some magic to your kitchen.

Introducing **MagicLift Built-In Hobs**



LIFTABLE BURNERS FOR EASY CLEANING



8 mm Thick
Toughened Glass



Optimum Gas
Consumption



Cast Iron Pan
Support



High Thermal
Efficiency



Imported
Valves



Innovative
Design

MAGICLIFT HOB COOKTOP HYBRID



HOB MAGICLIFT HT 904 BR CI AI

Width (mm) : 90 cm
Finish : **Matte Glass Finish**
Pan Support : **Cast Iron**
Knobs : Premium
Burner Type : **Brass Burners** - 2 x 3.0 Kw, 2 x 2.5 Kw Ring Burners
Ignition : Auto Ignition (Battery Operated)
Safety : **Flame Failure Device**
Product Dimensions (WxDxH) : 900x525x170 mm
Cut Out (WxD) : 825x475mm



HOB MAGICLIFT HT 804 BR CI AI

Width (mm) : 80 cm
Finish : **Matte Glass Finish**
Pan Support : **Cast Iron**
Knobs : Premium
Burner Type : **Brass Burners** - 2 x 3.0 Kw, 2 x 2.5 Kw Ring Burners
Ignition : Auto Ignition (Battery Operated)
Safety : **Flame Failure Device**
Product Dimensions (WxDxH) : 800x525x170 mm
Cut Out (WxD) : 725x475mm



HOB MAGICLIFT HT 753 BR CI AI

Width (mm) : 75 cm
Finish : **Matte Glass Finish**
Pan Support : **Cast Iron**
Knobs : Premium
Burner Type : **Brass Burners** - 2 x 3.0 Kw, 1 x 2.5 Kw Ring Burner
Ignition : Auto Ignition (Battery Operated)
Safety : **Flame Failure Device**
Product Dimensions (WxDxH) : 750x525x170 mm
Cut Out (WxD) : 675x475mm



THE EXPERIA RANGE

REDEFINE YOUR KITCHEN WITH THIS SPILL & LEAK-PROOF WONDER.



SPILL PROOF DESIGN

Prevents spills and leaks, ensuring a clean & hassle-free cooking experience.

Auto Burner Shut off for Superior Safety | Cast Iron Pan Support

Brass Burners with Triple Ring Flame Burner Design

Auto Ignition

Heat Chamber Grid Design for Higher Burner Efficiency

EXPERIA HOB COOKTOP HYBRID



HOB EXPERIA HT 703 ALU AI

Width : 70 cm
Finish: **Black Tempered Glass**
Pan Support: **Cast Iron**
Knobs : Premium Metal Knob with Golden Inserts
Burner Type : **Brass Burners - 1 x 3.0 Kw Triple Ring Big Burner, 1 x 2.8 Kw Mini Triple Ring Burner, 1 x 1.7 Kw Small Burner**
Ignition : In-built Auto Electric, DC 1.5 V Operated
Drip Tray : Round Design Stainless Steel Black Finish
Product Dimensions (WxDxH): 700x525x130 mm
Cut Out (WxD) : 555x475 mm



HOB EXPERIA HT 704 ALU AI

Width : 70 cm
Finish: **Black Tempered Glass**
Pan Support: **Cast Iron**
Knobs : Premium Metal Knob with Golden Inserts
Burner Type : **Brass Burners - 1 x 3.0 Kw Triple Ring Big Burners, 1 x 2.8 Kw Mini Triple Ring Burner, 2 x 1.7 Kw Small Burners**
Ignition : In-built Auto Electric, DC 1.5 V Operated
Drip Tray : Round Design Stainless Steel Black Finish
Product Dimensions (WxDxH): 700x525x130 mm
Cut Out (WxD) : 555x475 mm



HOB EXPERIA HT 753 ALU AI FFD

Width : 75 cm
Finish: **Black Tempered Glass**
Pan Support: **Cast Iron**
Knobs : Premium Metal Knob with Golden Inserts
Burner Type : **Brass Burners - 1 x 3.0 Kw Triple Ring Big Burner, 1 x 2.8 Kw Mini Triple Ring Burner, 1 x 1.7 Kw Small Burner**
Ignition : In-built Auto Electric, DC 1.5 V Operated
Drip Tray : Round Design Stainless Steel Black Finish
Safety : **Flame Failure Device**
Product Dimensions (WxDxH): 750x525x130 mm
Cut Out (WxD) : 685x475 mm



HOB EXPERIA HT753 ALU AI

Width : 75 cm
Finish: **Black Tempered Glass**
Pan Support: **Cast Iron**
Knobs : Premium Metal Knob with Golden Inserts
Burner Type : **Brass Burners - 1 x 3.0 Kw Triple Ring Big Burner, 1 x 2.8 Kw Mini Triple Ring Burner, 1 x 1.7 Kw Small Burner**
Ignition : In-built Auto Electric, DC 1.5 V Operated
Drip Tray : Round Design Stainless Steel Black Finish
Product Dimensions (WxDxH): 750x525x130 mm
Cut Out (WxD) : 685x475 mm



HOB EXPERIA HT 754 ALU AI FFD

Width : 75 cm
Finish: **Black Tempered Glass**
Pan Support: **Cast Iron**
Knobs : Premium Metal Knob with Golden Inserts
Burner Type : **Brass Burners - 1 x 3.0 Kw Triple Ring Big Burner, 1 x 2.8 Kw Mini Triple Ring Burner, 2 x 1.7 Kw Small Burners**
Ignition : In-built Auto Electric, DC 1.5 V Operated
Drip Tray : Round Design Stainless Steel Black Finish
Safety : **Flame Failure Device**
Product Dimensions (WxDxH): 750x525x130 mm
Cut Out (WxD) : 685x475 mm



HOB EXPERIA HT804 ALU AI

Width : 80 cm
Finish: **Black Tempered Glass**
Pan Support: **Cast Iron**
Knobs : Premium Metal Knob with Golden Inserts
Burner Type : **Brass Burners - 1 x 3.0 Kw Triple Ring Big Burner, 1 x 2.8 Kw Mini Triple Ring Burners, 2 x 1.7 Kw Small Burners**
Ignition : In-built Auto Electric, DC 1.5 V Operated
Drip Tray : Round Design Stainless Steel Black Finish
Product Dimensions (WxDxH): 800x525x130 mm
Cut Out (WxD) : 685x475 mm



HOB EXPERIA HT 904 ALU AI FFD

Width : 90 cm
Finish: **Black Tempered Glass**
Pan Support: **Cast Iron**
Knobs : Premium Metal Knob with Golden Inserts
Burner Type : **Brass Burners - 1 x 3.0 Kw Triple Ring Big Burner, 1 x 2.8 Kw Mini Triple Ring Burner, 2 x 1.7 Kw Small Burners**
Ignition : In-built Auto Electric, DC 1.5 V Operated
Drip Tray : Round Design Stainless Steel Black Finish
Safety : **Flame Failure Device**
Product Dimensions (WxDxH): 900x525x130 mm
Cut Out (WxD) : 828x478 mm



SUPERIA RANGE OF BUILT-IN HOBS



Efficient

Heat Chamber Grid Design

Elegant

Metallic Knobs

Effective

Spill Proof Design



SUPERIA HOB COOKTOP HYBRID



HOB SUPERIA HT 905 BR AI

Width (mm) : 90 cm
Finish : **Black Glass**
Pan Support : **Cast Iron**
Burner : 5 Brass Burners
Burner Type : **Brass Burners** - 1x 3.3 Kw Triple Ring Dual Flame Burner
2 x 2 Kw Double Ring Burners
2 x 1.6 Kw Double Ring Burners

Product Dimensions (WxDxH) : 860x450x56 mm
Cut Out (WxD) : 840x430 mm



HOB SUPERIA HT 904 BR AI

Width (mm) : 90 cm
Finish : **Black Glass**
Pan Support : **Cast Iron**
Burner : 4 Brass Burners
Burner Type : **Brass Burners** - 1x 3.3 Kw Triple Ring Dual Flame Burner
1 x 2 Kw Double Ring Burner
2 x 1.6 Kw Double Ring Burners

Product Dimensions (WxDxH) : 860x450x56 mm
Cut Out (WxD) : 840x430 mm



HOB SUPERIA HT 903 BR AI

Width (mm) : 90 cm
Finish : **Black Glass**
Pan Support : **Cast Iron**
Burner : 3 Brass Burners
Burner Type : **Brass Burners** - 1x 3.3 Kw Triple Ring Dual Flame Burner
1 x 2 Kw Double Ring Burner
1 x 1.6 Kw Double Ring Burner

Product Dimensions (WxDxH) : 860x450x56 mm
Cut Out (WxD) : 840x430 mm



HOB SUPERIA HT 764 BR AI

Width (mm) : 76 cm
Finish : **Black Glass**
Pan Support : **Cast Iron**
Burner : 4 Brass Burners
Burner Type : **Brass Burners** - 1x 3.3 Kw Triple Ring Dual Flame Burner
1 x 2 Kw Double Ring Burner
2 x 1.6 Kw Double Ring Burners

Product Dimensions (WxDxH) : 760x450x56 mm
Cut Out (WxD) : 730x430mm



HOB SUPERIA HT 763 BR AI

Width (mm) : 76 cm
Finish : **Black Glass**
Pan Support : **Cast Iron**
Burner : 3 Brass Burners
Burner Type : **Brass Burners** - 1x 3.3 Kw Triple Ring Dual Flame Burner
1 x 2 Kw Double Ring Burner
1 x 1.6 Kw Double Ring Burner

Product Dimensions (WxDxH) : 760x450x56 mm
Cut Out (WxD) : 730x430 mm





MAXUS HOB COOKTOP HYBRID



MULTI FLAME BURNER

- High Power 2.5KW Burner.
- Lower Flame of 1.5KW provides consumer versatility in product usage.

Brass Burner with Black Enamel Coating

Cast Iron Pan Support

Auto Ignition

Premium Metal Knobs with Golden Inserts

MAXUS HOB COOKTOP HYBRID



HOB MAXUS HT 905 CRS BR CI AI

Width (mm): 90 cm
 Finish: **8 mm Black Tempered Glass**
 Pan Support: **Cast Iron**
 Knob: Premium Metallic with Golden Inserts
 Burner Type: **Brass Burners** - 3 x 2.5 Kw and 2 x 1.5 Kw with Black Enamel Coating
 Ignition: In-Built Auto Ignition with 1.5V DC Battery
 Product Dimensions (WxDxH): 900x525x130 mm
 Cut Out (WxD): 825x475 mm



HOB MAXUS HT 904 CRS BR CI AI

Width (mm): 90 cm
 Finish: **8 mm Black Tempered Glass**
 Pan Support: **Cast Iron**
 Knob: Premium Metallic with Golden Inserts
 Burner Type: **Brass Burners** - 2 x 2.5 Kw and 2 x 1.5 Kw with Black Enamel Coating
 Ignition: In-Built Auto Ignition with 1.5V DC Battery
 Product Dimensions (WxDxH): 900x525x130 mm
 Cut Out (WxD): 825x475 mm



HOB MAXUS HT 803 CRS BR CI AI

Width (mm): 80 cm
 Finish: **8 mm Black Tempered Glass**
 Pan Support: **Cast Iron**
 Knob: Premium Metallic with Golden Inserts
 Burner Type: **Brass Burners** - 2 x 2.5 Kw and 1 x 1.5 Kw with Black Enamel Coating
 Ignition: In-Built Auto Ignition with 1.5V DC Battery
 Product Dimensions (WxDxH): 800x380x145 mm
 Cut Out (WxD): 705x325 mm



HOB MAXUS HT 784 CRS BR CI AI

Width (mm): 78 cm
 Finish: **8 mm Black Tempered Glass**
 Pan Support: **Cast Iron**
 Knob: Premium Metallic with Golden Inserts
 Burner Type: **Brass Burners** - 2 x 2.5 Kw and 2 x 1.5 Kw with Black Enamel Coating
 Ignition: In-Built Auto Ignition with 1.5V DC Battery
 Product Dimensions (WxDxH): 780x525x130 mm
 Cut Out (WxD): 685x475 mm




HOB MAXUS HT 783 CRS BR CI AI

Width (mm): 78 cm
 Finish: **8 mm Black Tempered Glass**
 Pan Support: **Cast Iron**
 Knob: Premium Metallic with Golden Inserts
 Burner Type: **Brass Burners** - 1 x 2.5 Kw and 2 x 1.5 Kw with Black Enamel Coating
 Ignition: In-Built Auto Ignition with 1.5V DC Battery
 Product Dimensions (WxDxH): 780x525x130 mm
 Cut Out (WxD): 685x475 mm



HOB MAXUS HT 604 CRS BR CI AI

Width (mm): 60 cm
 Finish: **8 mm Black Tempered Glass**
 Pan Support: **Cast Iron**
 Knob: Premium Metallic with Golden Inserts
 Burner Type: **Brass Burners** - 2 x 2.5 Kw and 2 x 1.5 Kw with Black Enamel Coating
 Ignition: In-Built Auto Ignition with 1.5V DC Battery
 Product Dimensions (WxDxH): 600x525x130 mm
 Cut Out (WxD): 555x475 mm



HOB MAXUS HT 603 CRS BR CI AI

Width (mm): 60 cm
 Finish: **8 mm Black Tempered Glass**
 Pan Support: **Cast Iron**
 Knob: Premium Metallic with Golden Inserts
 Burner Type: **Brass Burners** - 1 x 2.5 Kw and 2 x 1.5 Kw with Black Enamel Coating
 Ignition: In-Built Auto Ignition with 1.5V DC Battery
 Product Dimensions (WxDxH): 600x525x130 mm
 Cut Out (WxD): 555x475 mm





COOKING RANGES



FCR 114L 5B HECIR

- Width: 90 cm
- Finish: Stainless Steel
- Oven Capacity: 114 Litres
- 5 Burners: 1 Triple Ring 4Kw + 1 Mini Triple Ring 2.5Kw + 1 Large 3Kw + 2 Medium 1.75Kw
- Gas Grill
- Rotisserie
- Auto Ignition for Burners and Oven
- Digital Timer
- Cast Iron Grid
- Enamel Interior for Easy Cleaning
- Size: (WxDxH) : 900x600x890 mm



FCR 53L 4B CIR

- Width: 60 cm
- Finish: Stainless Steel
- Oven Capacity: 53 Litres
- 4 Burners: 1 Triple Ring 4Kw + 1 Large 3Kw + 2 Medium 1.75Kw
- Gas Grill
- Rotisserie
- Auto Ignition for Burners and Oven
- Digital Timer
- Enamel Grid
- Enamel Interior for Easy Cleaning
- Size: (WxDxH) : 595x600x855 mm



FCR 52L 4B BEG

- Width: 55 cm
- Finish: Stainless Steel
- Oven Capacity: 52 Litres
- 4 Burners: 1 Mini Triple Ring 2.5 Kw + 1 Large 3Kw + 2 Medium 1.75Kw
- Gas Grill
- Auto Ignition for Burners and Oven
- Digital Timer
- Enamel Grid
- Enamel Interior for Easy Cleaning
- Size: (WxDxH) : 555x570x890 mm



FCR 44L 4B 4FBK

- Width: 50 cm
- Finish: Black
- Oven Capacity: 44 Litres
- 4 Burners: 1 Large + 2 Medium + 1 Small
- Gas Grill
- Push Button Ignition for Burners and Oven
- Enamel Grid
- Enamel Interior for Easy Cleaning
- Size: (WxDxH) : 550x575x852 mm





BUILT-IN COMBO PRODUCTS

OVEN



FBIO 80L 10F GLM-Steamer

- 60 cm • 80 Ltr. Oven Capacity
- Steamer Attachment
- Electric Multifunction Oven
- A Class Energy Efficiency
- Full Black Glass Appearance
- 10 Cooking Functions • Electronic Auto Program
- Sensor Touch + Knob Control • Digital Timer
- Cooling Fan • Rotisserie • Steam
- Enamel Interior for easy cleaning
- Chromed side racks with anti-tilt system
- Oven Size (WxDxH): 594x569x594 mm
- Cut-out Size (WxH): 565x585~595 mm



MICROWAVE



FBIMWO 38L GLM

- Width: 60 cm • Capacity: 38 L
- Finish: Mirror Glass
- Microwave + Grill + Convection
- Defrost • Recipe • Combination Cooking
- Digital Timer • Electronic Push Button Knob Control
- MWO Size: (WxDxH): 594x455x486 mm
- Cut-out Dimensions: (WxH): 565x458 mm



FBIO 67L 10F GLB

- 60 cm • 67 Ltr. Oven Capacity
- Black Finish
- Electric Multifunction Oven
- A Class Energy efficiency
- 10 Cooking Functions • Electronic Auto Program
- Memory Function • Sensor Touch Control
- Digital Timer • Cooling Fan
- Rotisserie • Electronic Child lock
- Oven Size (WxDxH): 594x566x594 mm
- Cut-out Size (WxH): 565x585~595 mm



FBIMWO 32L GLB

- Width: 60 cm • Capacity: 32 L
- Finish: Black
- Grill + Convection + Solo
- 10 Auto Cook Menus
- Defrost • Combination Cooking
- Digital Timer • Electronic Control
- Child Safety Lock
- MWO Size: (WxDxH): 595x479x388 mm
- Cut-out Dimensions: (WxH): 560x380 mm



SIMPLY TOUCH

TO BECOME A MASTERCHEF.

Built-in Oven with touch functions and auto-recipes.

72 PRE PROGRAMMED AUTO-RECIPES

AIR FRYER

ROTISSERIE

BUILT-IN OVENS



FBIO 83L 18F TFT BK-N

- 60 cm • 83 Ltr. Oven Capacity
- Electric Multifunction Oven
- A Class Energy Efficiency
- Full Black Glass Appearance
- 18 Cooking Functions • Electronic Auto Program
- TFT Touch Control • Digital Timer
- 3D hot air circulation system • Rotisserie
- Air fryer function
- Anti-Scalding Cold Door Technology
- Oven Size (WxDxH): 594x519x569 mm
- Cut-out Size (WxH): 565x585~595 mm



FBIO 83L 15F BK

- 60 cm • 83 Ltr. Oven Capacity
- Electric Multifunction Oven
- A Class Energy Efficiency
- Full Black Glass Appearance
- 15 Cooking Functions • Electronic Auto Program
- Sensor Touch Control • Digital Timer
- 3D hot air circulation system • Rotisserie
- Anti-Scalding Cold Door Technology
- Oven Size (WxDxH): 594x519x594 mm
- Cut-out Size (WxH): 565x585~595 mm



FBIO 83L 6F AF BK

- 60 cm • 83 Ltr. Oven Capacity
- Electric Multifunction Oven
- A Class Energy efficiency
- Full Black Glass Appearance
- 6 Cooking Functions • Electronic Auto Program
- Sensor Touch Control • Digital Timer
- 3D hot air circulation system • Air fryer function
- Anti-Scalding Cold Door Technology
- Oven Size (WxDxH): 594x519x594 mm
- Cut-out Size (WxH): 565x585~595 mm



FBIO 82L 11F AF BK

- 60 cm • 82 Ltr. Oven Capacity
- Electric Multifunction Oven
- A Class Energy efficiency
- Full Black Glass Appearance with black handle
- 11 Cooking Functions • Electronic Auto Program
- 3D hot air circulation system • Air fryer function
- Rotisserie And Air Frying
- Automatic Power Off Protection
- Oven Size (WxDxH): 595x575x595 mm
- Cut-out Size (WxH): 565x585~595 mm



FBIO 82L 10F BK with ART

- 60 cm • 82 Ltr. Oven Capacity
- Pure Black Glass Appearance with silver handle
- A Class Energy efficiency • 10 Cooking Functions
- Electronic Child Lock • Digital Timer
- Three layers glass door • Telescopic Guide
- Rotisserie
- Oven Size (WxDxH): 595x575x595 mm
- Cut-out Size (WxH): 565x585~595 mm



FBIO 81L 14F STEAM

- 60 cm • 81 Ltr. Oven Capacity
- Electric Multifunction Oven
- A + + Energy efficiency
- Full Black Glass Appearance
- 14 Cooking Functions • Steam Cooking And Pre Heating Function
- 3D hot air circulation system • Digital Control
- Automatic Power Off Protection
- Child Safety Lock
- Oven Size (WxDxH): 595x565x595 mm
- Cut-out Size (WxH): 565x585~595 mm





FBIO 81L 10F DIGI BK

- 60 cm • 81 Ltr. Oven Capacity
- Electric Multifunction Oven
- A + Energy efficiency
- Full Black
- 10 Cooking Functions • Electronic Auto Program
- 3D hot air circulation system • Air fryer function
- 2 Knob Screen + Touch Control
- Automatic Power off Protection
- Child Safety Lock
- Oven Size (WxDxH): 595x565x595 mm
- Cut-out Size (WxH): 565x585~595 mm



FBIO 81L 14F AF BK

- 60 cm • 81 Ltr. Oven Capacity
- Electric Multifunction Oven
- A + Class Energy efficiency
- Full Black Glass Appearance
- 14 Cooking Functions • Electronic Auto Program
- 3D hot air circulation system • Air fryer function
- LED Touch Control
- Automatic Power Off Protection
- Child Safety Lock • Air Fryer Basket
- Oven Size (WxDxH): 595x565x595 mm
- Cut-out Size (WxH): 565x585~595 mm



FBIO 80L 10F GLM-Steamer

- 60 cm • 80 Ltr. Oven Capacity
- Steamer attachment
- Electric Multifunction Oven
- A Class Energy Efficiency
- Full Black Glass Appearance
- 10 Cooking Functions • Electronic Auto Program
- Sensor Touch + Knob Control • Digital Timer
- Cooling Fan • Rotisserie • Steam
- Enamel Interior for easy cleaning
- Chromed side racks with anti-tilt system
- Oven Size (WxDxH): 594x569x594 mm
- Cut-out Size (WxH): 565x585~595 mm



FBIO 80L 6F / FBIO 80L 6F BK

- 60 cm • 80 Ltr. Oven Capacity
- Electric Multifunction Oven
- A Class Energy efficiency • 6 Cooking Functions
- Knob Control • Mechanical Timer
- Convection Fan • Cooling Fan • Rotisserie
- Three layers glass door • Cool Touch Glass
- 5 Shelf Positions • Side rack support • Rotisserie
- Enamel Interior for easy cleaning
- Oven Size (WxDxH): 594x569x594 mm
- Cut-out Size (WxH): 565x585~595 mm



FBIO 80L 4F / FBIO 80L 4F BK

- 60 cm • 80 Ltr. Oven Capacity
- Electric Multifunction Oven
- A Class Energy efficiency • 4 Cooking Functions
- Knob Control • Mechanical Timer
- Fan • Three layers glass door
- Cool Touch Glass • 5 Shelf Positions
- Enamel Interior for easy cleaning
- Oven Size (WxDxH): 594x569x594 mm
- Cut-out Size (WxH): 565x585~595 mm



FBIO 80L 5F BK

- 60 cm • 80 Ltr. Oven Capacity
- Black Glass
- 5 Cooking Functions
- Two layers glass door
- Mechanical Timer
- A Class Energy efficiency
- Oven Size (WxDxH): 595x575x595 mm
- Cut-out Size (WxH): 565x585~595 mm



Also available in Stainless Steel Strips



Also available in Stainless Steel Strips



FBIO 75L 9F BK

- 60 cm • 75 Ltr. Oven Capacity
- Electric Multifunction Oven
- A Class Energy efficiency
- Full Black Glass Appearance
- 9 Cooking Functions • Electronic Auto Program
- 3D hot air circulation system
- Automatic Power Off Protection
- Oven Size (WxDxH): 595x575x595 mm
- Cut-out Size (WxH): 565x585~595 mm



FBIO 67L 10F GLB

- 60 cm • 67 Ltr. Oven Capacity
- Black Finish
- Electric Multifunction Oven
- A Class Energy efficiency
- 10 Cooking Functions • Electronic Auto Program
- Memory Function • Sensor Touch Control
- Digital Timer • Cooling Fan
- Rotisserie • Electronic Child lock
- Oven Size (WxDxH): 594x566x594 mm
- Cut-out Size (WxH): 565x585~595 mm





BUILT-IN MICROWAVE OVENS



COMBI
MWO

FBIMWO 50L CGS TC

- Width: 60 cm • Capacity: 50 L
- Finish: Black
- 13 Auto Cook Menus
- Solo + Grill + Convection
- LED Display • Child Safety Lock
- Combi Oven (Oven + Microwave)
- Defrost • Triple layers glass door
- Digital Timer • Touch Control
- MWO Size: (WxDxH): 595x568x454 mm
- Cut-out Dimensions: (WxH): 560x460 mm



COMBI
MWO

FBIMWO 44L CGS TC

- Width: 60 cm • Capacity: 44 L
- Finish: Black
- 13 Auto Cook Menus
- Solo + Grill + Convection
- LED Display • Child Safety Lock
- Combi Oven (Oven + Microwave)
- Defrost • Triple layers glass door
- Digital Timer • Touch Control
- MWO Size: (WxDxH): 595x568x454 mm
- Cut-out Dimensions: (WxH): 560x460 mm



FBIMWO 38L GLM

- Width: 60 cm • Capacity: 38 L
- Finish: Mirror Glass
- Microwave + Grill + Convection
- Defrost • Recipe • Combination Cooking
- Digital Timer • Electronic Push Button Knob Control
- MWO Size: (WxDxH): 594x455x486 mm
- Cut-out Dimensions: (WxH): 565x458 mm



FBIMWO 34 CGS

- Capacity: 34 L
- Finish: Black • SS cavity
- 10 Auto Cook Menus
- Solo + Grill + Convection
- Defrost by weight and time
- Drop down open door type
- 5 Power Level • Touch Control
- MWO Size: (WxDxH): 595x479x388 mm
- Cut-out Dimensions: (WxH): 560x380 mm



FBIMWO 32L GLB

- Width: 60 cm • Capacity: 32 L
- Finish: Black
- Grill + Convection + Solo
- 10 Auto Cook Menus
- Defrost • Combination Cooking
- Digital Timer • Electronic Control
- Child Safety Lock
- MWO Size: (WxDxH): 595x479x388 mm
- Cut-out Dimensions: (WxH): 560x380 mm





FBIMWO 25L CGS BK

- Width: 60 cm • Capacity: 25 L
- Finish: Black
- Grill + Convection + Solo
- 10 Auto Cook Menus
- Defrost • Combination Cooking
- Digital Timer • Electronic Control
- Child Safety Lock
- MWO Size: (WxDxH): 595x471x388 mm
- Cut-out Dimensions: (WxH): 560x380 mm



FBIMWO 32L CGS

- Width: 60 cm • Capacity: 32 L
- Finish: Stainless Steel
- Grill + Convection + Solo
- 10 Auto Cook Menus
- Defrost • Combination Cooking
- Digital Timer • Electronic Control
- Child Safety Lock
- MWO Size: (WxDxH): 595x479x388 mm
- Cut-out Dimensions: (WxH): 560x380 mm



FBIMWO 25 SG

- Capacity: 25 L
- Finish: Black
- SS cavity
- 8 Auto Cook Menus
- Solo + Grill Function
- Control- Electronic push button
- Defrost by weight and time
- Push open door type
- 5 Power Level
- MWO Size: (WxDxH): 595x401x388 mm
- Cut-out Dimensions: (WxH): 560x380 mm



FBIMWO 20L SG BK

- Width: 60 cm • Capacity: 20 L
- Finish: Black
- Grill • 8 Auto Cook Menus
- Defrost • Combination Cooking
- Digital Timer • Touch Control
- Child Safety Lock
- MWO Size: (WxDxH): 595x344x382 mm
- Cut-out Dimensions: (WxH): 560x362 mm



FBIMWO 20L SG

- Width: 60 cm • Capacity: 20 L
- Finish: Stainless Steel
- Grill • 8 Auto Cook Menus
- Defrost • Combination Cooking
- Digital Timer • Electronic Control
- Child Safety Lock
- MWO Size: (WxDxH): 595x344x382 mm
- Cut-out Dimensions: (WxH): 560x362 mm



Induction Hobs



BUILT-IN INDUCTION HOB



FBH 64

Description: HOB INDUCTION FBH 64 BK
Finish: Black Glass
Induction: 4 zone
Controls: Touch 9 Levels
Features: Overheating protection, Electricity or voltage anomaly protection
 Automatic shutdown protection, Equipped with Power Management
 Timer, Boost

Power Voltage: 7400W, 220-240V & 50-60 Hz
Product Dimensions (WxDxH): 580x520x50 mm
Cut Out (WxD): 560x490 mm



FBH 32

Description: HOB INDUCTION FBH 32 BK
Finish: Black Glass
Induction: 2 zone
Controls: Touch 9 Levels
Features: Overheating protection, Electricity or voltage anomaly protection
 Automatic shutdown protection, Equipped with Power Management
 Timer, Boost

Power Voltage: 3700W, 220-240V & 50-60 Hz
Product Dimensions (WxDxH): 290x520x50 mm
Cut Out (WxD): 270x490 mm



**OVERHEAT
PROTECTION**



BOOST



TIMER



**POWER
MANAGEMENT**

DISHWASHERS

70°C GERM KILL TECHNOLOGY



DISHWASHERS



FBID 8PR 14S (Built-in)

- 8 Washing Programs
- 14 Place Capacity
- SS Finish
- Dual Zone Wash
- Power Memory
- Auto Wash
- Extra Drying
- LED Display
- Natural Drying
- 1-24 Hours Delay
- Salt and rinse aid indicators
- Electronic Aqua Stop
- A++/A/A (energy, cleaning, drying)
- Product Dimensions (WxDxH): 598x600x815 mm
- Cut-out Dimensions: (HxWxD): 820~890x600x600 mm



FSID 8PR 14S (Semi Integration)

- 8 Washing Programs
- 14 Place Capacity
- SS Finish
- Dual Zone Wash
- Power Memory
- Child Safety Lock
- Power wash/Extra drying/Express
- LED Display
- Natural Drying
- 1-24 Hours Delay
- Salt and rinse aid indicators
- Electronic Aqua Stop
- A++/A/A (energy, cleaning, drying)
- Product Dimensions (WxDxH): 598x600x845 mm
- Cut-out Dimensions: (HxWxD): 820~890x645x645 mm



FFSD 8PR 14S


- 8 Washing Programs
- 14 Place Capacity
- Stainless Steel Finish
- Dual Zone Wash
- Power Memory
- Child Safety Lock
- Power wash/Extra drying/Express
- LED Display
- Natural Drying
- 1-24 Hours Delay
- Salt and rinse aid indicators
- Electronic Aqua Stop
- A++/A/A (energy, cleaning, drying)
- Product Dimensions (WxDxH): 598x600x845 mm





3D Wash Technology

The breakthrough innovative of 3D wash technology uses three spray arms to maximize water spray to all corners of the dishwasher and saves up to 15% time. Exceptional cleaning result in a faster and quieter way.



Other Unique Feature

Zone Wash

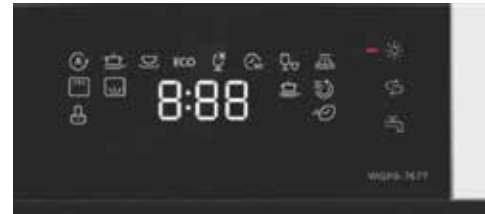
Upper, lower or both, zone wash provides targeted cleaning in the selected wash zone, so no more waiting to get a full dishwasher load to run a cycle.

Half Load

Less resource consumption with half load option. No longer need to wait for a fully loaded dishwasher to start the cleaning.

Delay Start

With the delay start function you can set your dishwasher to start around your schedule.



Height-adjustable Basket

More room can be created with the height-adjustable upper basket to accommodate tall stemware in upper basket or extra large bakeware in lower basket.

Soft Close Baskets

Smooth, quiet, and secure close of the basket with the soft close feature, so no more banging and knocking of the baskets on the tub.

Glide Rail

The ball bearing basket slides are designed for smooth glide in and out of the baskets with loads as heavy as 9 kg. With just simple push or pull the baskets can easily move in the way you want



Infinite Plus Cutlery Drawer


Our new cutlery drawer is more flexible and safer than ever. Not only slidable to provide extra space for tall utensils in the middle rack but now also foldable. The moving part of the tray can now be lowered for offering extra room for coffee mugs, egg beater, etc, while providing easy access to silverware.





FFSD 8PR 14S BK

- 8 Washing Programs
- 14 Place Capacity
- Black Finish
- Dual Zone Wash
- Power Memory
- Child Lock
- Auto Wash
- Electronic Push Button Control
- LED Display
- Natural Drying
- 1-24 Hours Delay
- Salt and rinse aid indicators
- Electronic Aqua Stop
- A++/A/A (energy, cleaning, drying)
- Product Dimensions (WxDxH): 598x600x845 mm



FFSD 7PR 14S BK

- 7 Washing Programs
- 14 Place Capacity
- Black Finish
- Half Load
- Child Lock
- Electronic Push Button Control
- Natural Drying
- 3-6-9 Hours Delay
- Salt and rinse aid indicators
- Electronic Aqua Stop
- A++/A/A (energy, cleaning, drying)
- Product Dimensions (WxDxH): 598x600x845 mm



FFSD 6PR 14S BK Digital

- 6 Washing Programs
- 14 Place Capacity
- Black Finish
- Half Load
- Electronic Push Button Control
- Digital Display
- Natural Drying
- 1-24 Hours Delay
- Salt and rinse aid indicators
- Electronic Aqua Stop
- A++/A/A (energy, cleaning, drying)
- Product Dimensions (WxDxH): 598x600x845 mm



FFSD 6PR 12S Neo Black

- 6 Washing Programs
- 12 Place Capacity
- Neo Black Finish
- Half Load
- Power Memory
- Electronic Push Button Control
- LED Display
- Natural Drying
- 1-24 Hours Delay
- Salt and rinse aid indicators
- Self Clean
- Self Clean Filter System
- A++/A/A (energy, cleaning, drying)
- Product Dimensions (WxDxH): 598x600x845 mm



FFSD 6PR 12S Neo Inox

- 6 Washing Programs
- 12 Place Capacity
- Neo Inox Finish
- Half Load
- Power Memory
- Electronic Push Button Control
- LED Display
- Natural Drying
- 1-24 Hours Delay
- Salt and rinse aid indicators
- Self Clean
- Self Clean Filter System
- A++/A/A (energy, cleaning, drying)
- Product Dimensions (WxDxH): 598x600x845 mm



FFSD 6PR 8S Ace Black/ Ace Inox

- 6 Washing Programs
- 8 Place Capacity
- Black Finish
- Half Load
- Power Memory
- Electronic Push Button Control
- LED Display
- Natural Drying
- 1-24 Hours Delay
- Salt and rinse aid indicators
- Self Clean Filter System
- A+/A/A (energy, cleaning, drying)
- Product Dimensions (WxDxH): 550x500x595 mm



Intensive Kadhai Wash



Auto



A+class Energy Efficiency Level



Saves 50 Minutes Time



Delayed start



Dual Zone



Saves 80% Water

For Wine that's Truly *Fine*

Bring home a Faber Wine Chiller and enjoy your favourite drink the way it's meant to be.

46
BOTTLES



Available Capacities:



RANGE OF WINE CHILLERS



JCF 145S

Dual zone : 5-20°C / 41-68°F
Triple Glazed Glass door
5 Wooden Shelves (46 bottles)
Reversible Door
Touchpad controller with LED display
Tropical Climate Class
Circulated Fan cooling system with R600a
Frost Free System : Yes
Product Dimensions (WxDxH): 595x570x865 mm



JCF 88

Single zone : 5-20°C / 41-68°F
Triple Glazed Glass door
5 Wooden Shelves (33 bottles)
Reversible Door
Touchpad controller with LED display
Tropical Climate Class
Circulated Fan cooling system with R600a
Frost Free System : Yes
Product Dimensions (WxDxH): 380x570x865 mm



JCF 58

Single Zone : 5-20°C / 41-68°F
Triple Glazed Glass door
5 Wooden Shelves (20 bottles)
Reversible Door
Touchpad controller with LED display
Tropical Climate Class
Circulated Fan cooling system with R600a
Frost Free System : Yes
Product Dimensions (WxDxH): 295x570x820 mm



JCF 20

Single Zone : 5-20°C / 41-68°F
Triple Glazed Glass door
Shelves (7 bottles)
Reversible Door
Touchpad controller with LED display
Tropical Climate Class
Circulated Fan cooling system with R600a
Frost Free System : Yes
Product Dimensions (WxDxH): 150x525x870 mm



Top of the Line Features:



TROPICAL-CLASS CLIMATE CONTROL



REVERSIBLE DOOR OPTION



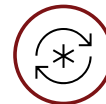
DUAL ZONE



R600a ECO-FRIENDLY REFRIGERANT



TRIPLE-GLAZED LOW EMISSION GLASS



FROST FREE



WOODEN SHELVES

Faster and Even cooling Everywhere

360° Airflow technology provide cold air where it is easily lost, keeping your food fresher.



BUILT-IN REFRIGERATOR

FBIR BCD-256 RAC

Model Name	FBIR BCD-256 RAC
Finish	White
Capacity	256L
Construction Type	Built-in
Energy Efficiency Class	A+
Climate Class	N-T
Temp. Control (mechanical / electronic)	Electronic
Location of control panel	Outside - on the top stripe
Display	Electronic
Function	Super cooling, Super freezing, ECO function, Holiday function
Door	Reversible
Refrigerant	R-600a
Alarm (Refrigerator / Freezer)	High temperature, Opened door
No. of Shelves in Refrigerator	4
Number of Freezer Drawers	3
Voltage (V)	220 - 240
Frequency (Hz)	50
Size/Dimension W×D×H (cm)	54x54x177



Savour with Ease, Cook with Peace.

Presenting Faber's Microwave Range



MICROWAVE OVEN



FMW INSTACOOK 30C

- Capacity: 29 L
- Finish: Black
- Easy Clean SS Cavity
- Turntable Diameter Ø315 mm
- Child Safety Lock
- 5 Power Level
- 10 Auto Cook Menus
- Defrost by weight & time
- MWO Size: (WxDxH): 523x449x300 mm



FMW INSTACOOK 20_S DIGITAL

- Capacity: 20 L
- Finish: Black
- Easy Clean Coating
- Turntable Diameter Ø255 mm
- Digital Control
- Child Safety Lock
- 5 Power Level
- 6 Auto Cook Menus
- Cool Touch Handle
- Defrost by weight & time
- MWO Size: (WxDxH): 440x359x259 mm



FMW INSTACOOK 20_S

- Capacity: 20 L
- Finish: Black
- Easy Clean Coating
- Turntable Diameter Ø255 mm
- 5 Power Level
- Defrost by weight & time
- MWO Size: (WxDxH): 440x358x258 mm



Introducing

Cooking Ka Naya GENIUS

FABER
FRANKE'S AIR EXPERT

LIFTABLE BURNERS
FOR EASY CLEANING



8 mm Thick
Toughened Glass



Optimum Gas
Consumption



Cast Iron Pan
Support



High Thermal
Efficiency



Imported
Valves



Innovative
Design

GENIUS COOKTOPS



COOKTOP GENIUS 804 AI BK

Width: 80cm
Burners: 4 Brass Burners
Glass: Black
Burners: 2 Big+2 Small
Pan Support: Black Enameled
Ignition: Auto
Size (WxDxH): 800x550x150 mm



COOKTOP GENIUS 753 AI BK

Width: 75cm
Burners: 3 Brass Burners
Glass: Black
Burners: 2 Big +1 Small
Pan Support: Black Enameled
Ignition: Auto
Size (WxDxH): 750x435x150 mm



COOKTOP GENIUS 704 BK

Width: 70cm
Burners: 4 Brass Burners
Glass: Black
Burners: 2 Big+2 Small
Pan Support: Black Enameled
Ignition: Non-Auto
Size (WxDxH): 700x550x150 mm



COOKTOP GENIUS 753 BK

Width: 75cm
Burners: 3 Brass Burners
Glass: Black
Burners: 2 Big+ 1 Small
Pan Support: Black Enameled
Ignition: Non-Auto
Size (WxDxH): 750x435x150 mm



COOKTOP GENIUS 752 BK

Width: 75cm
Burners: 2 Brass Burners
Glass: Black
Burners: 2 Big
Pan Support: Black Enameled
Ignition: Non-Auto
Size (WxDxH): 750x435x150 mm



NIOS COOKTOPS

Elevate Your Cooking Experience



COOKTOPS



NIOS DLX 754 BB BK AUTO

- Slim Type with 8 mm Tempered Glass
- 4 Brass Burners: 1 Jumbo + 2 Medium + 1 Small
- Auto Ignition (Battery Operated)
- Diamond Coated Pan Support
- Heat Resistant Metal Knobs
- Stainless Steel Drip Tray
- Size (WxDxH): 750x500x100 mm



NIOS DLX 753 BB BK AUTO

- Slim Type with 8 mm Tempered Glass
- 3 Brass Burners: 1 Jumbo + 1 Medium + 1 Small
- Auto Ignition (Battery Operated)
- Diamond Coated Pan Support
- Heat Resistant Metal Knobs
- Stainless Steel Drip Tray
- Size (WxDxH): 750x500x100 mm



NIOS DLX 905 BB BK

- Slim Type with Black Matte Finish Frame
- 5 Brass Burners: 2 Jumbo + 2 Medium + 1 Small
- Diamond Coated 5mm Grid Pan Support
- Heat Resistant Metal Knobs
- Diamond Coated Drip Tray
- Size (WxDxH): 905x510x100 mm



NIOS DLX 754 BB BK

- Slim Type with Black Matte Finish Frame
- 4 Brass Burners: 1 Jumbo + 2 Medium + 1 Small
- Diamond Coated 5mm Grid Pan Support
- Heat Resistant Metal Knobs
- Diamond Coated Drip Tray
- Size (WxDxH): 750x510x100 mm



NIOS DLX 753 BB BK

- Slim Type with Black Matte Finish Frame
- 3 Brass Burners: 1 Jumbo + 1 Medium + 1 Small
- Diamond Coated 5mm Grid Pan Support
- Heat Resistant Metal Knobs
- Diamond Coated Drip Tray
- Size (WxDxH): 750x510x100 mm



NIOS DLX 653 BB BK

- Slim Type with Black Matte Finish Frame
- 3 Brass Burners: 1 Jumbo + 1 Medium + 1 Small
- Diamond Coated 5mm Grid Pan Support
- Heat Resistant Metal Knobs
- Diamond Coated Drip Tray
- Size (WxDxH): 600x510x100 mm





Built Safe. Built to Last.
Stainless Steel Gas Stove

COOKTOPS



COOKTOP HILUX MAX 4BB SS

- 2.0 mm Stainless Steel (Mirror Finish)
- 4 Brass Burners: 1 Jumbo + 1 Medium + 2 Small
- Diamond Coated Pan Support
- Stainless Steel Drip Tray
- Ignition: Manual
- Size (WxDxH): 630x500x100 mm



COOKTOP HILUX MAX 3BB SS

- 2.0 mm Stainless Steel (Mirror Finish)
- 3 Brass Burners: 1 Jumbo + 1 Medium + 1 Small
- Diamond Coated Pan Support
- Stainless Steel Drip Tray
- Ignition: Manual
- Size (WxDxH): 770x380x100 mm



COOKTOP HILUX MAX 2BB SS

- 2.0 mm Stainless Steel (Mirror Finish)
- 2 Brass Burners: 1 Jumbo + 1 Small
- Diamond Coated Pan Support
- Stainless Steel Drip Tray
- Ignition: Manual
- Size (WxDxH): 650x360x100 mm



COOKTOP EMBER 4BB SS CI

- 2.0 mm Stainless Steel (Matte Finish)
- 4 Brass Burners: 1 Jumbo + 2 Medium + 1 Small
- Crown Shape & MS Diamond Coated Pan Support
- Stainless Steel Drip Tray
- Ignition: Manual
- Size (WxDxH): 630x500x105 mm



COOKTOP EMBER 3BB SS CI

- 2.0 mm Stainless Steel (Matte Finish)
- 3 Brass Burners: 1 Jumbo + 1 Medium + 1 Small
- Crown Shape & MS Diamond Coated Pan Support
- Stainless Steel Drip Tray
- Ignition: Manual
- Size (WxDxH): 770x380x105 mm



COOKTOP EMBER 2BB SS CI

- 2.0 mm Stainless Steel (Matte Finish)
- 2 Brass Burners: 1 Jumbo + 1 Small
- Crown Shape & MS Diamond Coated Pan Support
- Stainless Steel Drip Tray
- Ignition: Manual
- Size (WxDxH): 700x360x105 mm





ASTRA 4BB SS

- Stainless Steel Finish Frame
- 4 Brass Burners: 1 Super Jumbo + 1 Medium + 2 Small
- Powder Coated Round Pan Support
- Fixed Round Drip Tray
- Size (WxDxH): 585x500x100 mm



ASTRA 3BB SS

- Stainless Steel Finish Frame
- 3 Brass Burners: 1 Super Jumbo + 1 Medium + 1 Small
- Powder Coated Round Pan Support
- Fixed Round Drip Tray
- Size (WxDxH): 690x360x100 mm



ASTRA 2BB SS

- Stainless Steel Finish Frame
- 2 Brass Burners: 1 Super Jumbo + 1 Medium
- Powder Coated Round Pan Support
- Fixed Round Drip Tray
- Size (WxDxH): 560x280x100 mm



COOKTOP CRYSTAL 4BB SS

- 1 mm Stainless Steel Draw Body
- 4 Brass Burners: 2 Medium + 2 Small
- Euro Coated Pan Support
- Size (WxDxH): 600x520x100 mm



COOKTOP CRYSTAL 3BB SS

- 1 mm Stainless Steel Draw Body
- 3 Brass Burners: 2 Medium + 1 Small
- Euro Coated Pan Support
- Size (WxDxH): 720x360x100 mm



COOKTOP CRYSTAL 2BB SS

- 1 mm Stainless Steel Draw Body
- 2 Brass Burners: 1 Medium + 1 Small
- Euro Coated Pan Support
- Size (WxDxH): 660x330x100 mm



GRACE MEETS STRENGTH IN MATTE GLASS DESIGN

Only For Nebula, Blossom Series

COOKTOPS



COOKTOP EVOKE 4BB BK CI AI

- Black Powder Coated Brass Aluminium Frame
- 4 Brass Burners: 1 Jumbo + 2 Medium + 1 Small
- 8 mm Matte Glass Finish
- Metal Knob
- MS Diamond Coated Square Pan Support
- Ignition: Auto
- Size (WxDxH): 750x525x110 mm



COOKTOP EVOKE 3BB BK CI AI

- Black Powder Coated Brass Aluminium Frame
- 3 Brass Burners: 1 Jumbo + 1 Medium + 1 Small
- 8 mm Matte Glass Finish
- Metal Knob
- MS Diamond Coated Square Pan Support
- Ignition: Auto Ignition
- Size (WxDxH): 750x515x110 mm



COOKTOP NEBULA 4BB BK

- Black Powder Coated Frame
- 4 Brass Burners: 1 Jumbo + 2 Medium + 1 Small
- Ignition: Manual
- Powder Coated Square Pan Support
- MS Diamond Coated Round Pan Support
- Finish: Matte Finish
- 8 mm Matte Glass Finish SS Tray
- Size (WxDxH): 650x500x80 mm



COOKTOP NEBULA 3BB BK

- Black Powder Coated Frame
- 3 Brass Burners: 1 Jumbo + 1 Medium + 1 Small
- Ignition: Manual
- Powder Coated Square Pan Support
- MS Diamond Coated Round Pan Support
- Finish: Matte Finish
- 8 mm Matte Glass Finish SS Tray
- Size (WxDxH): 650x500x80 mm



COOKTOP BLOSSOM 4BB BK CI / AI

- 8 mm Matte Glass Finish
- 4 Brass Burners: 1 Jumbo + 2 Medium + 1 Small
- MS Diamond Coated Square Pan Support
- Stainless Steel Drip Tray
- Finish: Matte Finish
- Ignition: Auto / Manual
- Size (WxDxH): 630x500x105 mm



COOKTOP BLOSSOM 3BB BK CI / AI

- 8 mm Matte Glass Finish
- 3 Brass Burners: 1 Jumbo + 1 Medium + 1 Small
- MS Diamond Coated Square Pan Support
- Stainless Steel Drip Tray
- Finish: Matte Finish
- Ignition: Auto / Manual
- Size (WxDxH): 770x380x105 mm



COOKTOP BLOSSOM 2BB BK CI / AI

- 8 mm Matte Glass Finish
- 2 Brass Burners: 1 Jumbo + 1 Small
- MS Diamond Coated Square Pan Support
- Stainless Steel Drip Tray
- Finish: Matte Finish
- Ignition: Auto / Manual
- Size (WxDxH): 700x360x105 mm





PRINCE PLUS 4BB BK

- Slim Type with Black Powder Coated Frame
- 4 Brass Burners: 1 Jumbo + 2 Medium + 1 Small
- High temperature resistant diamond coated Pan Support
- Champagne gold finish edge protector
- Diamond Coated Drip Tray
- Size (WxDxH): 720x500x80 mm



PRINCE PLUS 3BB BK

- Slim Type with Black Powder Coated Frame
- 3 Brass Burners: 1 Jumbo + 1 Medium + 1 Small
- High temperature resistant diamond coated Pan Support
- Champagne gold finish edge protector
- Diamond Coated Drip Tray
- Size (WxDxH): 770x380x80 mm



ELITE 4BB BK CI

- Black Matte Frame
- 4 Brass Burners: Forged Burners with Logo 1 Jumbo + 2 Medium + 1 Small
- Pan support: 800 GM Diamond Coated
- Tray: Black Enameled
- Size (WxDxH): 640x510x100 mm



ELITE 2BB BK CI

- Black Matte Frame
- 2 Brass Burners: Forged Burners with Logo 1 Jumbo + 1 Small
- Pan support: 800 GM Diamond Coated
- Tray: Black Enameled
- Size (WxDxH): 650x380x100 mm



ONYX 4BB BK CK AI / ONYX 4BB BK CI

- Black Powder Coated Frame
- 4 Brass Burners: 1 Jumbo + 2 Medium + 1 Small
- Ignition: Auto/Manual
- Diamond Coated Pan Support
- Diamond Coated Drip Tray
- Size (WxDxH): 635x500x100 mm



ONYX 3BB BK CK AI / ONYX 3BB BK CI

- Black Powder Coated Frame
- 3 Brass Burners: 1 Jumbo + 1 Medium + 1 Small
- Ignition: Auto/Manual
- Diamond Coated Pan Support
- Diamond Coated Drip Tray
- Size (WxDxH): 770x380x100 mm



REMO XL 4BB AI / REMO XL 4BB BK

- Slim Black Powder Coated Frame
- 4 Brass Burners: 1 Jumbo + 2 Medium + 1 Small
- Ignition: Auto/Manual
- Powder Coated Square Pan Support
- Matte Finish SS Tray
- Size (WxDxH): 630x500x55 mm




REMO 4BB BK

- Slim Black Powder Coated Frame
- 4 Brass Burners: 1 Jumbo + 2 Medium + 1 Small
- Powder Coated Square Pan Support
- Matte Finish SS Tray
- Size (WxDxH): 630x500x55 mm



REMO 3BB BK

- Slim Black Powder Coated Frame
- 3 Brass Burners: 1 Jumbo + 1 Medium + 1 Small
- Powder Coated Square Pan Support
- Matte Finish SS Tray
- Size (WxDxH): 770x385x55 mm



REMO 2BB BK

- Slim Black Powder Coated Frame
- 2 Brass Burners: 1 Jumbo + 1 Small
- Powder Coated Square Pan Support
- Matte Finish SS Tray
- Size (WxDxH): 690x360x40 mm





COOKTOP TWILIGHT 3BB BK CI

- Black Powder Coated Brass Aluminium Frame
- 6 mm Matte Glass Finish
- 3 Brass Burners: 1 Jumbo + 1 Medium + 1 Small
- FCI Pan Support
- Black Finish Drip Tray
- Finish: Matte Finish
- Ignition: Manual
- Size (WxDxH): 770x380x105 mm



JUMBO NEO XL 4BB AI / JUMBO NEO XL 4BB BK

- Black Matte Frame
- 4 Burners: 1 Jumbo + 2 Medium + 1 Small
- Black Coated Round Pan Support
- Ignition: Auto/Manual
- SS Double Round Drip Tray
- Glass Size (WxDxH): 690x500x100 mm



JUMBO XL AI 4BB / JUMBO XL 4BB

- Black Matte Frame
- 4 Burners: 1 Jumbo + 2 Medium + 1 Small
- Black Coated Round Pan Support
- Ignition: Auto/Manual
- Double Round Drip Tray
- Glass Size (WxDxH): 950x360x100 mm



JUMBO 4BB BK

- Black Powder Coated Frame
- 4 Brass Burners: 1 Jumbo + 2 Medium + 1 Small
- Powder Coated Round Pan Support
- Double Round Drip Tray
- Size (WxDxH): 635x500x100 mm
- Also Available in Auto Ignition Push Button



JUMBO 4BB SS

- Stainless Steel Finish Frame
- 4 Brass Burners: 1 Jumbo + 1 Medium + 2 Small
- Powder Coated Round Pan Support
- Double Round Drip Tray
- Size (WxDxH): 635x500x100 mm



JUMBO 3BB BK

- Black Powder Coated Frame
- 3 Brass Burners: 1 Jumbo + 1 Medium + 1 Small
- Powder Coated Round Pan Support
- Double Round Drip Tray
- Size (WxDxH): 770x360x100 mm
- Also Available in Auto Ignition Push Button



JUMBO 3BB SS

- Stainless Steel Finish Frame
- 3 Brass Burners: 1 Jumbo + 1 Medium + 1 Small
- Powder Coated Round Pan Support
- Double Round Drip Tray
- Size (WxDxH): 770x380x100 mm



JUMBO 2BB BK

- Black Powder Coated Frame
- 2 Brass Burners: 1 Jumbo + 1 Small
- Powder Coated Round Pan Support
- Double Round Drip Tray
- Size (WxDxH): 600x360x100 mm



Virat HD 3BB BK

- Slim Type with Black Powder Coated Frame
- 3 Brass Burners: 1 Jumbo + 1 Medium + 1 Small
- Black Diamond coated crown design Pan Support
- Ignition Type : Manual Ignition
- Size (WxDxH) (mm) : 770x380x135 mm





SPARK 4BB BK

- Slim Type with Black Powder Coated Frame
- 4 Brass Burners: 1 Jumbo + 2 Medium + 1 Small
- Powder Coated Round Pan Support
- SS Round Drip Tray
- Size (WxDxH): 630x500x80 mm



SPARK 3BB BK

- Slim Type with Black Powder Coated Frame
- 3 Brass Burners: 1 Jumbo + 1 Medium + 1 Small
- Powder Coated Round Pan Support
- SS Round Drip Tray
- Size (WxDxH): 770x380x80 mm



POWER 4BB BK / GRAND 4BB BK

- Black Powder Coated Frame
- 4 Brass Burners: 2 Medium + 2 Small
- Powder Coated Round Pan Support
- Fixed Round Drip Tray
- Size (WxDxH): 585x500x100 mm



POWER 3BB BK / GRAND 3BB BK

- Black Powder Coated Frame
- 3 Brass Burners: 2 Medium + 1 Small
- Powder Coated Round Pan Support
- Fixed Round Drip Tray
- Size (WxDxH): 690x360x100 mm



ARROW 2BB BK

- Black Powder Coated Frame
- 2 Brass Burners: 1 Medium + 1 Small
- Powder Coated Round Pan Support
- Fixed Round Drip Tray
- Size (WxDxH): 600x290x100 mm



PHOENIX 3BA BK

- Black Powder Coated Frame
- 3 Burners: 2 Jumbo + 1 Small
- Powder Coated Round Pan Support
- Double Drip Tray
- Round, Enamelled Coated Pan Support
- Ignition: Manual
- Size (WxDxH): 770x380x105 mm



**Trusted by millions,
backed by 300+ service centres.**




For more information and for details on
warranty conditions: www.faberindia.com

Helpline No: 1800 209 3484
Whatsapp Chatbot : 7219219219



Scan to Download
Faber Master Catalogue



FRANKE FABER INDIA PRIVATE LIMITED

Regd. Office/ Factory: 1086/1/2, Sanaswadi, Nagar Road, Tal Shirur, Pune 412208, Maharashtra, India
Toll Free Helpline: 1800 209 3484, email: ks-customer@franke.com, website: www.faberindia.com

Follow us on:  /FaberIndia  /faberindia  /FaberSpaIndia

Franke Faber India Private Limited is Licensed User of ©Trademark of FABER S.P.A

Features and specifications are subject to change without prior notice. Pictorial representation may not be identical to actual product.
The Dimensions written are for reference purpose only and may not be an exact representation of the product, refer installation guide for actual cut-out.